



MADANAPALLE INSTITUTE OF TECHNOLOGY & SCIENCE
(UGC - AUTONOMOUS)




Approved by AICTE, New Delhi & Affiliated to JNTUA, Ananthapuramu
Accredited by NBA & NAAC, Recognized under section 2(f) & 12 (B) of the UGC act 1956
An ISO 9001 – 2015 Certified Institution



DEPARTMENT OF MANAGEMENT STUDIES

**Analysis of Employer Survey on Design and Review of Syllabus
(2017-2018)**

16 respondents took this survey.

1. Level of understanding of the Management principles and application of the same in design/analysis/problem solving			
		Number of Respondents	Percent
Excellent		7	43.75%
Good		9	56.25%
Average		0	0.00%
Poor		0	0.00%
Very Poor		0	0.00%

2. Willingness to learn new technology and adopt new ideas to meet the workplace challenges			
		Number of Respondents	Percent
Excellent		9	56.25%
Good		6	37.50%
Average		1	6.25%
Poor		0	0.00%
Very Poor		0	0.00%


3. Ability to work with a team			
		Number of Respondents	Percent
Excellent		11	68.75%
Good		5	31.25%
Average		0	0.00%
Poor		0	0.00%
Very Poor		0	0.00%




4. Verbal & Written communication skills			
		Number of Respondents	Percent
Excellent		3	18.75%
Good		11	68.75%
Average		2	12.50%
Poor		0	0.00%
Very Poor		0	0.00%

5. Ability to take independent decisions			
		Number of Respondents	Percent
Excellent		4	25.00%
Good		11	68.75%
Average		1	6.25%
Poor		0	0.00%
Very Poor		0	0.00%


6. Inclination towards needs of the society			
		Number of Respondents	Percent
Excellent		5	31.25%
Good		11	68.75%
Average		0	0.00%
Poor		0	0.00%
Very Poor		0	0.00%

7. Your overall satisfaction with the performance of our graduates			
		Number of Respondents	Percent
Excellent		6	37.50%
Good		10	62.50%
Average		0	0.00%
Poor		0	0.00%
Very Poor		0	0.00%

8. Respect for human values & Ethics			
		Number of Respondents	Percent
Excellent		7	43.75%
Very Good		5	31.25%
Good		4	25.00%
Average		0	0.00%
Poor		0	0.00%

9. Leadership/Managerial Skills			
		Number of Respondents	Percent
Excellent		6	40.00%
Good		7	46.67%
Average		2	13.33%
Poor		0	0.00%
Very Poor		0	0.00%


 Department of Management Studies
 Madanapalle Institute of Technology & Science
 Madanapalle - 517 325


PRINCIPAL
 Madanapalle Institute of Technology & Science
 PO Box NO 14, Kadiri Road, Angalla
 MADANAPALLE 517 325 A P



MADANAPALLE INSTITUTE OF TECHNOLOGY & SCIENCE
(UGC - AUTONOMOUS)



Approved by AICTE, New Delhi & Affiliated to JNTUA, Ananthapuramu
Accredited by NBA & NAAC, Recognized under section 2(f) & 12 (B) of the UGC act 1956
An ISO 9001 – 2015 Certified Institution



DEPARTMENT OF MANAGEMENT STUDIES



**Analysis of Faculty Survey on Design and Review of Syllabus
(2017-2018)**



31 respondents took this survey.



1. The curriculum has been updated from time to time.			
		Number of Respondents	Percent
Strongly Agree		29	93.55%
Agree		2	6.45%
Neutral		0	0.00%
Disagree		0	0.00%
Strongly Disagree		0	0.00%



2. The system followed by the college for the design and development of curriculum is effective.			
		Number of Respondents	Percent
Strongly Agree		25	80.65%
Agree		6	19.35%
Neutral		0	0.00%
Disagree		0	0.00%
Strongly Disagree		0	0.00%



3. Employability skills are given weightage in curriculum design and development			
		Number of Respondents	Percent
Strongly Agree		24	77.42%
Agree		7	22.58%
Neutral		0	0.00%
Disagree		0	0.00%
Strongly Disagree		0	0.00%



4. Sufficient number of prescribed books are available in the library			
		Number of Respondents	Percent
Excellent		25	80.65%
Very good		6	19.35%
Good		0	0.00%
Average		0	0.00%
Poor		0	0.00%

5. I have freedom to adopt modern ICT Tools & Techniques for effective course delivery			
		Number of Respondents	Percent
Excellent		25	80.65%
Very good		6	19.35%
Good		0	0.00%
Average		0	0.00%


6. The books prescribed/listed as reference materials are relevant, updated and appropriate			
		Number of Respondents	Percent
Excellent		22	70.97%
Very good		9	29.03%
Good		0	0.00%
Average		0	0.00%
Poor		0	0.00%

7. Board of studies is actively involving ensuring the relevance of the programme offered in the department.			
		Number of Respondents	Percent
Strongly Agree		27	90.00%
Agree		3	10.00%
Neutral		0	0.00%
Disagree		0	0.00%
Strongly Disagree		0	0.00%

8. Representation from industry in Boards of studies is helpful in designing and improving the syllabi based on latest technological evolution.			
		Number of Respondents	Percent
Strongly Agree		22	73.33%
Agree		8	26.67%
Neutral		0	0.00%
Disagree		0	0.00%
Strongly Disagree		0	0.00%

9. I am given enough freedom to contribute my ideas on curriculum design and development.			
		Number of Respondents	Percent
Strongly Agree		25	80.65%
Agree		6	19.35%
Neutral		0	0.00%
Disagree		0	0.00%
Strongly Disagree		0	0.00%


 Department of Management Studies
 Madanapalle Institute of Technology & Science
 Madanapalle - 517 325


PRINCIPAL
 Madanapalle Institute of Technology & Science
 PO Box NO 14, Kadiri Road, Angallu
 MADANAPALLE 517 325 A P

MADANAPALLE INSTITUTE OF TECHNOLOGY & SCIENCE
(UGC - AUTONOMOUS)

Approved by AICTE, New Delhi & Affiliated to JNTUA, Ananthapuramu
Accredited by NBA & NAAC, Recognized under section 2(F) & 12 (B) of the UGC act 1956
An ISO 9001 – 2015 Certified Institution

DEPARTMENT OF MANAGEMENT STUDIES

**Analysis of Alumni Survey on Design and Review of Syllabus
(2017-2018)**

28 respondents took this survey

1. Have you pursued/been pursuing higher education?		
	Number of Respondents	Percent
Currently pursuing	0	0.00%
pursuing	1	3.57%
Will pursue	3	10.71%
Not interested	24	85.71%
Self Employed	0	0.00%

2. Is the utilization of knowledge in Finance, Marketing, HR and Operations given during post graduation of any use in meeting the difficulties at the work place?		
	Number of Respondents	Percent
To a great extent	4	14.29%
To a good extent	21	75.00%
To a moderate extent	3	10.71%
To a Little extent	0	0.00%
To a very little extent	0	0.00%

3. How useful were the additional tools/skills/training you have acquired to meet the current/future job requirements other than what you have learnt during your post graduate program ?		
	Number of Respondents	Percent
To a great extent	14	50.00%
To a good extent	9	32.14%
To a moderate extent	5	17.86%
To a Little extent	0	0.00%
To a very little extent	0	0.00%

4. Were the subjects and electives offered at the Program level accommodating to influence your career development/higher education?

	Number of Respondents	Percent
To a great extent	5	17.86%
To a good extent	15	53.57%
To a moderate extent	8	28.57%
To a Little extent	0	0.00%
To a very little extent	0	0.00%

5. The MBA Programme have given me appealing preamble to work in multi-disciplinary and shared environment.




	Number of Respondents	Percent
To a great extent	6	21.43%
To a good extent	17	60.71%
To a moderate extent	5	17.86%
To a Little extent	0	0.00%
To a very little extent	0	0.00%

6. The MBA Programme have given me the necessary platform to engage in lifelong learning to update the technical & managerial skills and to solve management/research problems related to Business.


	Number of Respondents	Percent
To a great extent	7	25.00%
To a good extent	15	53.57%
To a moderate extent	6	21.43%
To a Little extent	0	0.00%
To a very little extent	0	0.00%

7. What type of projects you handled/ handling after your graduation?

	Number of Respondents	Percent
Public Projects	0	0.00%
Large scale Projects	0	0.00%
Medium scale projects	0	0.00%
Small scale projects	17	60.71%
Innovative Projects	11	39.29%

8. With sufficient background, able to reach your objectives after graduating from MITS			
		Number of Respondents	Percent
Strongly Agree		5	17.86%
Agree		20	71.43%
Neutral		3	10.71%
Disagree		0	0.00%
Strongly Disagree		0	0.00%


 HENDU
 Department of Management Studies
 Madanapalle Institute of Technology & Science
 Madanapalle - 517 325


 PRINCIPAL
 Madanapalle Institute of Technology & Science
 PO Box NO 14, Kadiri Road, Angalla
 MADANAPALLE 517 325 A.P.

MADANAPALLE INSTITUTE OF TECHNOLOGY & SCIENCE
(UGC - AUTONOMOUS)

Approved by AICTE, New Delhi & Affiliated to JNTUA, Ananthapuramu
Accredited by NBA & NAAC, Recognized under section 2(F) & 12 (B) of the UGC act 1956
An ISO 9001 - 2015 Certified Institution

DEPARTMENT OF MANAGEMENT STUDIES






**Analysis of Student Survey on Design and Review of Syllabus
(2017-2018)**




297 respondents took this survey.






1. The syllabus of each course was		Number of Respondents	Percent
More than adequate		160	53.87%
Adequate		110	37.04%
Inadequate		12	4.04%
Challenging		15	5.05%
Dull		0	0.00%





2. The depth of the course content is adequate in relation to the expected course outcomes (COS)		Number of Respondents	Percent
Excellent		165	55.56%
Very Good		92	30.98%
Good		36	12.12%
Average		4	1.35%
Poor		0	0.00%





3. Opinion about library/textbooks/E-learning resources and facilities on the course		Number of Respondents	Percent
Exceptional		155	52.19%
More than adequate		96	32.32%
Adequate		44	14.81%
Inadequate		0	0.00%
Poor		2	0.67%





4. Knowledge/Skills acquired from theory/practical/project work to meet industry needs			
		Number of Respondents	Percent
Excellent		165	55.56%
Good		112	37.71%
Average		16	5.39%
Poor		2	0.67%
Very Poor		2	0.67%


5. Syllabus coverage with proper sequencing			
		Number of Respondents	Percent
90% to 100%		189	63.64%
80% to 90%		98	33.00%
70% to 80%		10	3.37%
Less than 70%		0	0.00%


6. Syllabus equipped with necessary technical & managerial skills to meet industrial challenges			
		Number of Respondents	Percent
Excellent		147	49.49%
Very Good		111	37.37%
Good		32	10.77%
Average		6	2.02%
Poor		1	0.34%

7. Relevance of course contents in the program of study			
		Number of Respondents	Percent
Excellent		159	53.54%
Good		122	41.08%
Average		12	4.04%
Poor		4	1.35%
Very Poor		0	0.00%

8. Process of internal & External Assessment			
		Number of Respondents	Percent
Excellent		170	57.24%
Good		109	36.70%
Satisfactory		16	5.39%
Poor		2	0.67%
Very Poor		0	0.00%

9. Provision for self learning/project based learning			
		Number of Respondents	Percent
Excellent		162	54.55%
Good		115	38.72%
Average		16	5.39%
Poor		4	1.35%
Very Poor		0	0.00%


HEAD
 Department of Management Studies
 Madanapalle Institute of Technology & Science
 Madanapalle - 517 325


PRINCIPAL
 Madanapalle Institute of Technology & Science
 PO Box NO 14, Kadiri Road, Anguluru
 MADANAPALLE 517 325 A.P.