

# MADANAPALLE INSTITUTE OF TECHNOLOGY & SCIENCE

(UGC - AUTONOMOUS)

Approved by AICTE, New Delhi & Affiliated to JNTUA, Anantapuramu  
Accredited by NBA & NAAC, Recognized under section 2(f) & 12 (B) of the UGC act 1956  
An ISO 9001 - 2015 Certified Institution

## DEPARTMENT-OF MANAGEMENT STUDIES

### Analysis of Alumni Survey on Design and Review of Syllabus (2019-2020)

<http://www.quia.com/sv/1192247.html>

#### 13 respondents took this survey

1. Have you pursued/been pursuing higher education?

		Number of Respondents	Percent
Currently pursuing		4	30.77%
Pursued		5	38.46%
Will pursue		1	7.69%
Not interested		1	7.69%
Self Employed		2	15.38%




2. Is the utilization of knowledge in Finance, Marketing, HR and Operations given during post graduation of any use in meeting the difficulties at the work place ?

		Number of Respondents	Percent
To a great extent		3	23.08%
To a good extent		8	61.54%
To a moderate extent		2	15.38%
To a Little extent		0	0.00%
To a very little extent		0	0.00%



3. How useful were the additional tools/skills/training you have acquired to meet the current/future job requirements other than what you have learnt during your post graduate program ?

		Number of Respondents	Percent
To a great extent		3	23.08%
To a good extent		7	53.85%
To a moderate extent		3	23.08%
To a Little extent		0	0.00%
To a very little extent		0	0.00%




4. Were the subjects and electives offered at the Program level accommodating to influence your career development/higher education?

		Number of Respondents	Percent
To a great extent		5	38.46%
To a good extent		7	53.85%
To a moderate extent		1	7.69%
To a Little extent		0	0.00%
To a very little extent		0	0.00%





5. The MBA Programme have given me appealing preamble to work in multi-disciplinary and shared environment.

		Number of Respondents	Percent
To a great extent		4	30.77%
To a good extent		9	69.23%
To a moderate extent		0	0.00%
To a Little extent		0	0.00%
To a very little extent		0	0.00%

6. The MBA Programme have given me the necessary platform to engage in lifelong learning to update the technical & managerial skills and to solve management/research problems related to Business.

		Number of Respondents	Percent
To a great extent		5	38.46%
To a good extent		7	53.85%
To a moderate extent		0	0.00%
To a Little extent		1	7.69%
To a very little extent		0	0.00%

7. What type of projects you handled/ handling after your post graduation?

		Number of Respondents	Percent
Public Projects		3	23.08%
Large scale Projects		2	15.38%
Medium scale projects		6	46.15%
Small scale projects		2	15.38%
Innovative Projects		0	0.00%

8. With sufficient background, able to pursue higher education after graduating from MITS

	Number of Respondents	Percent
Strongly Agree	6	46.15%
Agree	5	38.46%
Neutral	2	15.38%
Disagree	0	0.00%
Strongly Disagree	0	0.00%

9. Specify the additional training programmes/skills that need to be included in MITS curriculum

	Number of Respondents	Percent
1. Practical oriented online courses to be included in all specialisations which provides industrial exposure other than NPTEL Theoretical courses.	1	7.69%
COMMUNICATION SKILLS DEVELOPMENT CLASSES	1	7.69%
Data Analytics	1	7.69%
Entrepreneur oriented skills	1	7.69%
Mee istam	1	7.69%
more focus on training skills	1	7.69%
More interactive training programs	1	7.69%
Nothing	1	7.69%
Really very useful	1	7.69%
Self understanding of New trends and Keep updated by own self by students Interactions and sharing information desired field they want to be is key for success .	1	7.69%
Skill development program Like Presentation	1	7.69%
Very excellent	1	7.69%
Yes	1	7.69%
Total	13	100.00%

  
HEAD

Department of Management Studies  
Madanapalle Institute of Technology & Science  
Madanapalle - 517 325



Principal  
Madanapalle Institute of  
Technology & Science  
MADANAPALLE

# MADANAPALLE INSTITUTE OF TECHNOLOGY & SCIENCE

(UGC - AUTONOMOUS)

Approved by AICTE, New Delhi & Affiliated to JNTUA, Ananthapuramu  
Accredited by NBA & NAAC, Recognized under section 2(F) & 12 (B) of the UGC act 1956  
An ISO 9001 - 2015 Certified Institution



## DEPARTMENT OF MANAGEMENT STUDIES

### Analysis of Employer Survey on Design and Review of Syllabus (2019-2020)




<http://www.quia.com/sv/1192255.html>

**12 respondents took this survey.**



1. Level of understanding of the Management principles and application of the same in design/ analysis/problem solving

		Number of Respondents	Percent
Excellent		8	66.67%
Good		4	33.33%
Average		0	0.00%
Poor		0	0.00%
Very Poor		0	0.00%



2. Willingness to learn new technology and adopt new ideas to meet the workplace challenges

		Number of Respondents	Percent
Excellent		5	41.67%
Good		6	50.00%
Average		1	8.33%
Poor		0	0.00%
Very Poor		0	0.00%




3. Ability to work with a team

		Number of Respondents	Percent
Excellent		4	33.33%
Good		8	66.67%
Average		0	0.00%
Poor		0	0.00%
Very Poor		0	0.00%



4. Verbal & Written communication skills

		Number of Respondents	Percent
Excellent		3	25.00%
Good		9	75.00%
Average		0	0.00%
Poor		0	0.00%
Very Poor		0	0.00%

5. Ability to take independent decisions

		Number of Respondents	Percent
Excellent		5	41.67%
Good		6	50.00%
Average		1	8.33%
Poor		0	0.00%
Very Poor		0	0.00%

6. Inclination towards needs of the society

		Number of Respondents	Percent
Excellent		2	16.67%
Good		10	83.33%
Average		0	0.00%
Poor		0	0.00%
Very Poor		0	0.00%

7. Your overall satisfaction with the performance of our graduates

		Number of Respondents	Percent
Excellent		2	16.67%
Good		10	83.33%
Average		0	0.00%
Poor		0	0.00%
Very Poor		0	0.00%

8. Respect for human values & Ethics

		Number of Respondents	Percent
Excellent		5	41.67%
Good		7	58.33%
Average		0	0.00%
Poor		0	0.00%
Very Poor		0	0.00%

9. Leadership/Managerial Skills

		Number of Respondents	Percent
Excellent		3	25.00%
Good		8	66.67%
Average		1	8.33%
Poor		0	0.00%
Very Poor		0	0.00%

10. Suggestions for Enrichment of Curriculum,if any

	Number of Respondents	Percent
Business Analytics specialization need to introduce as per industry requirements	1	8.33%
Curriculum can be design according to the industry requirement	1	8.33%
Curriculum can be design according to the industry requirement	2	16.67%
Introduce analytics course as a specialization	1	8.33%
introduce new specializations and diploma courses as per industry requirements	1	8.33%
Management clubs, events and training programs should be maintain specialization wise...	1	8.33%
prepare teaching pedagogy for improving leadership skills among student community	1	8.33%
some training programs conduct by inviting industry persons provide softskills training	1	8.33%
Students should focus on case analysis so that they can apply the concepts learn in the classroom.	1	8.33%
The curriculum may be designed according to our requirements. introduce data connected teaching process	1	8.33%
try to include opportunities for personal research, group projects, practical work, creative expression, discussion, and brain-storm to help students in idea generation at the college level itself.	1	8.33%
Total	12	100.00%

Department of Management Studies  
 Madanapalle Institute of Technology & Science  
 Madanapalle - 517 325

Principal  
 Madanapalle Institute of  
 Technology & Science  
 MADANAPALLE

**MADANAPALLE INSTITUTE OF TECHNOLOGY & SCIENCE**  
(UGC - AUTONOMOUS)

Approved by AICTE, New Delhi & Affiliated to JNTUA, Ananthapuram  
Accredited by NBA & NAAC, Recognized under section 2(f) & 12 (B) of the UGC act 1956  
An ISO 9001 - 2015 Certified Institution

**DEPARTMENT OF MANAGEMENT STUDIES**

**Analysis of Faculty Survey on Design and Review of Syllabus  
(2019-2020)**

<http://www.quia.com/sv/1192253.html>

**16 respondents took this survey.**

1. The curriculum has been updated from time to time.

	Number of Respondents	Percent
Strongly Agree	15	93.75%
Agree	0	0.00%
Neutral	0	0.00%
Disagree	1	6.25%
Strongly Disagree	0	0.00%




2. The system followed by the college for the design and development of curriculum is effective.

	Number of Respondents	Percent
Strongly Agree	12	75.00%
Agree	3	18.75%
Neutral	0	0.00%
Disagree	1	6.25%
Strongly Disagree	0	0.00%




3. Employability skills are given weightage in curriculum design and development

	Number of Respondents	Percent
Strongly Agree	15	93.75%
Agree	1	6.25%
Neutral	0	0.00%
Disagree	0	0.00%
Strongly Disagree	0	0.00%




4. Sufficient number of prescribed books are available in the library

		Number of Respondents	Percent
Strongly Agree		14	87.50%
Agree		1	6.25%
Neutral		1	6.25%
Disagree		0	0.00%
Strongly Disagree		0	0.00%



5. I have freedom to adopt modern ICT Tools & Techniques for effective course delivery

		Number of Respondents	Percent
Strongly Agree		13	81.25%
Agree		2	12.50%
Neutral		0	0.00%
Disagree		1	6.25%
Strongly Disagree		0	0.00%

6. The books prescribed/listed as reference materials are relevant, updated and appropriate.

		Number of Respondents	Percent
Strongly Agree		12	75.00%
Agree		3	18.75%
Neutral		1	6.25%
Disagree		0	0.00%
Strongly Disagree		0	0.00%

7. Board of studies is actively involving to ensure the relevance of the programme offered in the department.

		Number of Respondents	Percent
Strongly Agree		15	93.75%
Agree		0	0.00%
Neutral		1	6.25%
Disagree		0	0.00%
Strongly Disagree		0	0.00%



8. Representation from industry in Boards of studies is helpful in designing and improving the syllabi based on latest technological evolution.

	Number of Respondents	Percent
Strongly Agree	9	56.25%
Agree	6	37.50%
Neutral	0	0.00%
Disagree	1	6.25%
Strongly Disagree	0	0.00%

9. I am given enough freedom to contribute my ideas on curriculum design and development.

	Number of Respondents	Percent
Strongly Agree	13	81.25%
Agree	2	12.50%
Neutral	0	0.00%
Disagree	1	6.25%
Strongly Disagree	0	0.00%

10. Comments on design & development of curriculum if any

	Number of Respondents	Percent
NA	1	6.25%
Curriculum is developed by considering all the aspects	1	6.25%
Excellent	1	6.25%
More case studies discussion	1	6.25%
More guest lectures can be organized	1	6.25%
More practical need to discuss with students. As per industry requirement the courses should be require more..	1	6.25%
Need to incorporate case study methodology effectively for practical understanding of the concepts.	2	12.50%
No comments.	2	12.50%
Overall good	1	6.25%
Planned accordingly	1	6.25%
Syllabus is updated regularly as per the requirements of the industry.	3	18.75%
To adopt more from industry	16	100.00%
Total		

*[Signature]*  
**HEAD**  
 Department of Management Studies  
 Madanapalle Institute of Technology & Science  
 Madanapalle - 517 325

*[Signature]*  
 Principal  
 Madanapalle Institute of  
 Technology & Science  
 MADANAPALLE

**MADANAPALLE INSTITUTE OF TECHNOLOGY & SCIENCE**  
(UGC - AUTONOMOUS)

Approved by AICTE, New Delhi & Affiliated to JNTUA, Ananthapuram  
Accredited by NBA & NAAC, Recognized under section 2(F) & 12 (B) of the UGC act 1956  
An ISO 9001 - 2015 Certified Institution

**DEPARTMENT OF MANAGEMENT STUDIES**

**Analysis of Student Survey on Design and Review of Syllabus  
(2019-2020)**

<http://www.quia.com/sv/1192257.html>

**220 respondents took this survey.**

1. The syllabus of each course was

		Number of Respondents	Percent
More than adequate		49	22.27%
Adequate		116	52.73%
Inadequate		15	6.82%
Challenging		36	16.36%
Dull		4	1.82%

2. The depth of the course content is adequate in relation to the expected course outcomes (COs)

		Number of Respondents	Percent
Excellent		71	32.27%
Good		112	50.91%
Average		30	13.64%
Poor		2	0.91%
Very Poor		5	2.27%

3. Opinion about library/textbooks/E-learning resources and facilities on the course

		Number of Respondents	Percent
Exceptional		70	31.82%
More than adequate		63	28.64%
Adequate		65	29.55%
Inadequate		10	4.55%
Poor		12	5.45%

4. Knowledge/Skills acquired from theory/practical/project work to meet industry needs

		Number of Respondents	Percent
Excellent		65	29.55%
Good		116	52.73%
Average		24	10.91%
Poor		8	3.64%
Very Poor		7	3.18%

5. Syllabus equipped with necessary technical & managerial skills to meet industrial challenges

		Number of Respondents	Percent
Excellent		70	31.82%
Good		109	49.55%
Average		34	15.45%
Poor		4	1.82%
Very Poor		3	1.36%






6. Relevance of course contents in the program of study

		Number of Respondents	Percent
Excellent		73	33.18%
Good		101	45.91%
Average		40	18.18%
Poor		3	1.36%
Very Poor		3	1.36%





7. Process of internal & External Assessment

		Number of Respondents	Percent
Excellent		79	35.91%
Good		112	50.91%
Average		24	10.91%
Poor		2	0.91%
Very Poor		3	1.36%

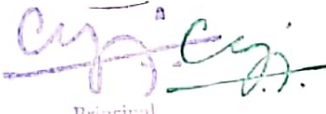
8. Provision for self learning/project based learning

		Number of Respondents	Percent
Excellent		84	38.18%
Good		96	43.64%
Average		34	15.45%
Poor		2	0.91%
Very Poor		4	1.82%

9. Syllabus coverage with proper sequencing

		Number of Respondents	Percent
90% to 100%		105	47.95%
80% to 90%		72	32.88%
70% to 80%		30	13.70%
Less than 70%		12	5.48%

  
**HEAD**  
 Department of Management Studies  
 Tanapalle Institute of Technology & Sciences  
 Madanapalle - 517 325

  
 Principal  
 Madanapalle Institute of  
 Technology & Sciences  
 MADANAPALLE