

MADANAPALLE INSTITUTE OF TECHNOLOGY & SCIENCE

(UGC - AUTONOMOUS)

Approved by AICTE, New Delhi & Affiliated to JNTUA, Ananthapuramu
Accredited by NBA & NAAC, Recognized under section 2(f) & 12 (B) of the UGC act 1956
An ISO 9001 – 2015 Certified Institution





DEPARTMENT OF MANAGEMENT STUDIES

Analysis of Alumni Survey on Design and Review of Syllabus (2020-2021)



<http://www.quia.com/sv/1192248.html>

12 respondents took this survey




1. Have you pursued/been pursuing higher education?

		Number of Respondents	Percent
Currently pursuing		2	16.67%
Pursued		4	33.33%
Will pursue		2	16.67%
Not interested		4	33.33%
Self Employed		0	0.00%




2. Is the utilization of knowledge in Finance, Marketing, HR and Operations given during post graduation of any use in meeting the difficulties at the work place ?

		Number of Respondents	Percent
To a great extent		5	41.67%
To a good extent		7	58.33%
To a moderate extent		0	0.00%
To a Little extent		0	0.00%
To a very little extent		0	0.00%



3. How useful were the additional tools/skills/training you have acquired to meet the current/ future job requirements other than what you have learnt during your post graduate program ?

		Number of Respondents	Percent
To a great extent		6	50.00%
To a good extent		5	41.67%
To a moderate extent		1	8.33%
To a Little extent		0	0.00%
To a very little extent		0	0.00%



4. Were the subjects and electives offered at the Program level accommodating to influence your career development/higher education?

		Number of Respondents	Percent
To a great extent		7	58.33%
To a good extent		4	33.33%
To a moderate extent		1	8.33%
To a Little extent		0	0.00%
To a very little extent		0	0.00%






5. The MBA Programme have given me appealing preamble to work in multi-disciplinary and shared environment.

		Number of Respondents	Percent
To a great extent		5	41.67%
To a good extent		7	58.33%
To a moderate extent		0	0.00%
To a Little extent		0	0.00%
To a very little extent		0	0.00%

6. The MBA Programme have given me the necessary platform to engage in lifelong learning to update the technical & managerial skills and to solve management/research problems related to Business.

		Number of Respondents	Percent
To a great extent		5	41.67%
To a good extent		7	58.33%
To a moderate extent		0	0.00%
To a Little extent		0	0.00%
To a very little extent		0	0.00%

7. What type of projects you handled/ handling after your post graduation?

		Number of Respondents	Percent
Public Projects		3	25.00%
Large scale Projects		1	8.33%
Medium scale projects		4	33.33%
Small scale projects		2	16.67%
Innovative Projects		2	16.67%

8. With sufficient background, able to pursue higher education after graduating from MITS

	Number of Respondents	Percent
Strongly Agree	5	41.67%
Agree	7	58.33%
Neutral	0	0.00%
Disagree	0	0.00%
Strongly Disagree	0	0.00%

9. Specify the additional training programmes/skills that need to be included in MITS curriculum

	Number of Respondents	Percent
Analytics skills need to more concentrate	1	8.33%
Assignment experiments with live task understanding purpose of students	1	8.33%
I have learned a lot I mits with Ph.D faculty. It's was great experience in those two years of my MBA duration. In MITS all Facilities available, especially my class teacher somesekar sir was very supportive.	1	8.33%
Introduce technical skills like SAP, Tablulea etc more in curriculum	1	8.33%
Make compulsory students to publish atleast one article based on their projects	1	8.33%
more case study approach	1	8.33%
more focus on industrial visits	1	8.33%
nothing, what ever is their is sufficient	1	8.33%
Students invelvement in each program ofvthe training class	1	8.33%
The programmes like active participation in all college events, to avoid fear related programmes.	2	16.67%
Very excellent	1	8.33%
Total	12	100.00%

[Signature]
HEAD
 Department of Management Studies
 Madanapalle Institute of Technology & Science
 Madanapalle - 517 325

[Signature]
Principal
 Madanapalle Institute of
 Technology & Science
 MADANAPALLE

MADANAPALLE INSTITUTE OF TECHNOLOGY & SCIENCE
(UGC - AUTONOMOUS)

Approved by AICTE, New Delhi & Affiliated to JNTU A, Ananthapuram
Accredited by NBA & NAAC, Recognized under section 2(f) & 12 (B) of the UGC act 1956
An ISO 9001 – 2015 Certified Institution



DEPARTMENT OF MANAGEMENT STUDIES

**Analysis of Employer Survey on Design and Review of Syllabus
(2020-2021)**



<http://www.quia.com/sv/1192256.html>

15 respondents took this survey.

1. Level of understanding of the Management principles and application of the same in design/ analysis/problem solving

		Number of Respondents	Percent
Excellent		9	60.00%
Good		6	40.00%
Average		0	0.00%
Poor		0	0.00%
Very Poor		0	0.00%




2. Willingness to learn new technology and adopt new ideas to meet the workplace challenges

		Number of Respondents	Percent
Excellent		4	26.67%
Good		11	73.33%
Average		0	0.00%
Poor		0	0.00%
Very Poor		0	0.00%




3. Ability to work with a team

		Number of Respondents	Percent
Excellent		3	20.00%
Good		11	73.33%
Average		1	6.67%
Poor		0	0.00%
Very Poor		0	0.00%



4. Verbal & Written communication skills

		Number of Respondents	Percent
Excellent		1	6.67%
Good		9	60.00%
Average		5	33.33%
Poor		0	0.00%
Very Poor		0	0.00%



5. Ability to take independent decisions

		Number of Respondents	Percent
Excellent		1	6.67%
Good		10	66.67%
Average		4	26.67%
Poor		0	0.00%
Very Poor		0	0.00%

6. Inclination towards needs of the society

		Number of Respondents	Percent
Excellent		2	13.33%
Good		13	86.67%
Average		0	0.00%
Poor		0	0.00%
Very Poor		0	0.00%

7. Your overall satisfaction with the performance of our graduates

		Number of Respondents	Percent
Excellent		4	26.67%
Good		11	73.33%
Average		0	0.00%
Poor		0	0.00%
Very Poor		0	0.00%

8. Respect for human values & Ethics

		Number of Respondents	Percent
Excellent		5	33.33%
Good		10	66.67%
Average		0	0.00%
Poor		0	0.00%
Very Poor		0	0.00%

9. Leadership/Managerial Skills

		Number of Respondents	Percent
Excellent		5	33.33%
Good		10	66.67%
Average		0	0.00%
Poor		0	0.00%
Very Poor		0	0.00%

10. Suggestions for Enrichment of Curriculum, if any

	Number of Respondents	Percent
Case study based curriculum always good with contemporary issues.	1	6.67%
curriculum should be more practical and contemporary situations	1	6.67%
data based courses need to introduce and case study teaching should be involved	1	6.67%
Institute-Industry interface should be conducted regularly and Span of Internships and projects should be extended to at least 3 to 4 months.	1	6.67%
introduce courses relevant to industry and improving decision making skills	1	6.67%
introduce diploma courses as per industry requirements	1	6.67%
introduce internships in the duration of curriculum	1	6.67%
more case studies need to discuss and contemporary courses introduce in the curriculum	1	6.67%
more practical problems oriented is required and data enabled teaching or courses need to introduce.	1	6.67%
more practice is require in each course and data enabled teaching is required	1	6.67%
Need to focus more industrial visits and provide more opportunities to interact with the industry for betterment of their pragmatic skills.	1	6.67%
PI, try to include opportunities for personal research, group projects, practical work, creative expression, discussion, and brain-storm to help students in idea generation at the college level itself.	1	6.67%
some training programs conduct by inviting industry persons provide soft skills training	1	6.67%
training programs on managerial & soft skills by industry people	1	6.67%
try to follow as premium institutions	1	6.67%
Total	15	100.00%


HEAD
 Department of Management Studies
 Madanapalle Institute of Technology & Science
 Madanapalle - 517 325


 Principal
 Madanapalle Institute of
 Technology & Science
 MADANAPALLE

MADANAPALLE INSTITUTE OF TECHNOLOGY & SCIENCE

(UGC - AUTONOMOUS)

Approved by AICTE, New Delhi & Affiliated to JNTUA, Ananthapuramu
Accredited by NBA & NAAC, Recognized under section 2(f) & 12 (B) of the UGC act 1956
An ISO 9001 – 2015 Certified Institution



DEPARTMENT OF MANAGEMENT STUDIES

Analysis of Faculty Survey on Design and Review of Syllabus (2020-2021)



<http://www.quia.com/sv/1192254.html>

11 respondents took this survey.




1. The curriculum has been updated from time to time.

		Number of Respondents	Percent
Strongly Agree		8	72.73%
Agree		3	27.27%
Neutral		0	0.00%
Disagree		0	0.00%
Strongly Disagree		0	0.00%




2. The system followed by the college for the design and development of curriculum is effective.

		Number of Respondents	Percent
Strongly Agree		9	81.82%
Agree		2	18.18%
Neutral		0	0.00%
Disagree		0	0.00%
Strongly Disagree		0	0.00%



3. Employability skills are given weightage in curriculum design and development

		Number of Respondents	Percent
Strongly Agree		8	72.73%
Agree		2	18.18%
Neutral		1	9.09%
Disagree		0	0.00%
Strongly Disagree		0	0.00%



4. Sufficient number of prescribed books are available in the library

		Number of Respondents	Percent
Strongly Agree		8	72.73%
Agree		2	18.18%
Neutral		0	0.00%
Disagree		1	9.09%
Strongly Disagree		0	0.00%




5. I have freedom to adopt modern ICT Tools & Techniques for effective course delivery

		Number of Respondents	Percent
Strongly Agree		9	81.82%
Agree		2	18.18%
Neutral		0	0.00%
Disagree		0	0.00%
Strongly Disagree		0	0.00%



6. The books prescribed/listed as reference materials are relevant, updated and appropriate.

		Number of Respondents	Percent
Strongly Agree		8	72.73%
Agree		3	27.27%
Neutral		0	0.00%
Disagree		0	0.00%
Strongly Disagree		0	0.00%



7. Board of studies is actively involving to ensure the relevance of the programme offered in the department.

		Number of Respondents	Percent
Strongly Agree		9	81.82%
Agree		1	9.09%
Neutral		0	0.00%
Disagree		0	0.00%
Strongly Disagree		1	9.09%

8. Representation from industry in Boards of studies is helpful in designing and improving the syllabi based on latest technological evolution.

		Number of Respondents	Percent
Strongly Agree		9	81.82%
Agree		2	18.18%
Neutral		0	0.00%
Disagree		0	0.00%
Strongly Disagree		0	0.00%

9. I am given enough freedom to contribute my ideas on curriculum design and development.

		Number of Respondents	Percent
Strongly Agree		9	81.82%
Agree		2	18.18%
Neutral		0	0.00%
Disagree		0	0.00%
Strongly Disagree		0	0.00%

10. Comments on design & development of curriculum if any

	Number of Respondents	Percent
Benchmarking	1	9.09%
Curriculum design development has done systematically	1	9.09%
Emphasis need to be laid on student communication skills for better job opportunities.	1	9.09%
Excellent	1	9.09%
NA	1	9.09%
Need to focus more on industry requirement courses.	1	9.09%
Need to gather the information from stake holders like industry alumni and industry experts.	1	9.09%
No comments	1	9.09%
Plant visits	1	9.09%
Quantifying theory subjects	1	9.09%
Syllabus is regularly updated.	1	9.09%
Total	11	100.00%


 Department of Management Studies
 Madanapalle Institute of Technology & Science
 Madanapalle - 517 325


 Principal
 Madanapalle Institute of
 Technology & Science
 MADANAPALLE

MADANAPALLE INSTITUTE OF TECHNOLOGY & SCIENCE
(UGC - AUTONOMOUS)

Approved by AICTE, New Delhi & Affiliated to JNTUA, Ananthapuramu
Accredited by NBA & NAAC, Recognized under section 2(f) & 12 (B) of the UGC act 1956
An ISO 9001 – 2015 Certified Institution

DEPARTMENT OF MANAGEMENT STUDIES

**Analysis of Student Survey on Design and Review of Syllabus
(2020-2021)**

<http://www.quia.com/sv/1192258.html>

171 respondents took this survey.

1. The syllabus of each course was

		Number of Respondents	Percent
More than adequate		46	26.90%
Adequate		99	57.89%
Inadequate		5	2.92%
Challenging		19	11.11%
Dull		2	1.17%






2. The depth of the course content is adequate in relation to the expected course outcomes (COs)

		Number of Respondents	Percent
Excellent		50	29.24%
Good		100	58.48%
Average		17	9.94%
Poor		2	1.17%
Very Poor		2	1.17%






3. Opinion about library/textbooks/E-learning resources and facilities on the course

		Number of Respondents	Percent
Exceptional		53	30.99%
More than adequate		50	29.24%
Adequate		53	30.99%
Inadequate		6	3.51%
Poor		9	5.26%






4. Knowledge/Skills acquired from theory/practical/project work to meet industry needs

		Number of Respondents	Percent
Excellent		65	38.01%
Good		70	40.94%
Average		26	15.20%
Poor		8	4.68%
Very Poor		2	1.17%






5. Syllabus equipped with necessary technical & managerial skills to meet industrial challenges

		Number of Respondents	Percent
Excellent		66	38.60%
Good		76	44.44%
Average		25	14.62%
Poor		3	1.75%
Very Poor		1	0.58%






6. Relevance of course contents in the program of study

		Number of Respondents	Percent
Excellent		56	32.75%
Good		83	48.54%
Average		28	16.37%
Poor		2	1.17%
Very Poor		2	1.17%





7. Process of internal & External Assessment

		Number of Respondents	Percent
Excellent		69	40.35%
Good		75	43.86%
Average		22	12.87%
Poor		2	1.17%
Very Poor		3	1.75%

8. Provision for self learning/project based learning

		Number of Respondents	Percent
Excellent		63	36.84%
Good		84	49.12%
Average		18	10.53%
Poor		3	1.75%
Very Poor		3	1.75%

9. Syllabus coverage with proper sequencing

		Number of Respondents	Percent
90% to 100%		91	53.53%
80% to 90%		51	30.00%
70% to 80%		20	11.76%
Less than 70%		8	4.71%


 HOD
 Department of Management Studies
 Madanapalle Institute of Technology & Science
 Madanapalle - 517, 325


 Principal
 Madanapalle Institute of
 Technology & Science
 MADANAPALLE