



MADANAPALLE INSTITUTE OF TECHNOLOGY & SCIENCE
(UGC - AUTONOMOUS)



Approved by AICTE, New Delhi & Affiliated to JNTUA, Ananthapuram
Accredited by NBA & NAAC, Recognized under section 2(f) & 12 (B) of the UGC act 1956
An ISO 9001 – 2015 Certified Institution



DEPARTMENT OF MANAGEMENT STUDIES

**Analysis of Employer Survey on Design and Review of Syllabus
(2018-2019)**

16 respondents took this survey.

1. Level of understanding of the Management principles and application of the same in design/ analysis/problem solving			
		Number of Respondents	Percent
Excellent		10	62.50%
Good		6	37.50%
Average		0	0.00%
Poor		0	0.00%
Very Poor		0	0.00%

2. Willingness to learn new technology and adopt new ideas to meet the workplace challenges			
		Number of Respondents	Percent
Excellent		8	50.00%
Good		8	50.00%
Average		0	0.00%
Poor		0	0.00%
Very Poor		0	0.00%

3. Ability to work with a team			
		Number of Respondents	Percent
Excellent		8	50.00%
Good		8	50.00%
Average		0	0.00%
Poor		0	0.00%
Very Poor		0	0.00%

4. Verbal & Written communication skills			
		Number of Respondents	Percent
Excellent		5	31.25%
Good		8	50.00%
Average		3	18.75%
Poor		0	0.00%
Very Poor		0	0.00%

5. Ability to take independent decisions			
		Number of Respondents	Percent
Excellent		7	43.75%
Good		9	56.25%
Average		0	0.00%
Poor		0	0.00%
Very Poor		0	0.00%


6. Inclination towards needs of the society			
		Number of Respondents	Percent
Excellent		9	56.25%
Good		7	43.75%
Average		0	0.00%
Poor		0	0.00%
Very Poor		0	0.00%

7. Your overall satisfaction with the performance of our graduates			
		Number of Respondents	Percent
Excellent		7	43.75%
Good		9	56.25%
Average		0	0.00%
Poor		0	0.00%
Very Poor		0	0.00%

8. Respect for human values & Ethics		
	Number of Respondents	Percent
Excellent	8	50.00%
Very Good	7	43.75%
Good	1	6.25%
Average	0	0.00%
Poor	0	0.00%

9. Leadership/Managerial Skills		
	Number of Respondents	Percent
Excellent	6	37.50%
Good	10	62.50%
Average	0	0.00%
Poor	0	0.00%
Very Poor	0	0.00%


HEAD
 Department of Management Studies
 Madanapalle Institute of Technology & Science
 Madanapalle - 517 325


PRINCIPAL
 Madanapalle Institute of Technology & Science
 PO Box NO 14, Kadiri Road, Angalla
 MADANAPALLE 517 325 A P



MADANAPALLE INSTITUTE OF TECHNOLOGY & SCIENCE
(UGC - AUTONOMOUS)




Approved by AICTE, New Delhi & Affiliated to JNTUA, Ananthapuram
Accredited by NBA & NAAC, Recognized under section 2(D) & 12 (B) of the UGC act 1956
An ISO 9001 – 2015 Certified Institution




DEPARTMENT OF MANAGEMENT STUDIES




**Analysis of Faculty Survey on Design and Review of Syllabus
(2018-2019)**




32 respondents took this survey.




1. The curriculum has been updated from time to time.			Number of Respondents	Percent
Strongly Agree			12	37.50%
Agree			20	62.50%
Neutral			0	0.00%
Disagree			0	0.00%
Strongly Disagree			0	0.00%



2. The system followed by the college for the design and development of curriculum is effective.			Number of Respondents	Percent
Strongly Agree			17	53.12%
Agree			14	43.75%
Neutral			1	3.12%
Disagree			0	0.00%
Strongly Disagree			0	0.00%




3. Employability skills are given weightage in curriculum design and development			Number of Respondents	Percent
Strongly Agree			13	40.62%
Agree			18	56.25%
Neutral			1	3.12%
Disagree			0	0.00%
Strongly Disagree			0	0.00%



4. Sufficient number of prescribed books are available in the library			
		Number of Respondents	Percent
Excellent		22	68.75%
Very good		6	18.75%
Good		4	12.50%
Average		0	0.00%
Poor		0	0.00%

5. I have freedom to adopt modern ICT Tools & Techniques for effective course delivery			
		Number of Respondents	Percent
Excellent		20	62.50%
Very good		11	34.38%
Good		1	3.12%
Average		0	0.00%

6. The books prescribed/listed as reference materials are relevant, updated and appropriate			
		Number of Respondents	Percent
Excellent		15	46.88%
Very good		15	46.88%
Good		2	6.25%
Average		0	0.00%
Poor		0	0.00%

7. Board of studies is actively involving to ensure the relevance of the programme offered in the department.			
		Number of Respondents	Percent
Strongly Agree		14	43.75%
Agree		18	56.25%
Neutral		0	0.00%
Disagree		0	0.00%
Strongly Disagree		0	0.00%

8. Representation from industry in Boards of studies is helpful in designing and improving the syllabi based on latest technological evolution .			
		Number of Respondents	Percent
Strongly Agree		13	40.62%
Agree		17	53.12%
Neutral		2	6.25%
Disagree		0	0.00%
Strongly Disagree		0	0.00%

9. I am given enough freedom to contribute my ideas on curriculum design and development.			
		Number of Respondents	Percent
Strongly Agree		17	53.12%
Agree		15	46.88%
Neutral		0	0.00%
Disagree		0	0.00%
Strongly Disagree		0	0.00%



HEAD
 Department of Management Studies
 Madanapalle Institute of Technology & Sciences
 Madanapalle - 517 325



PRINCIPAL
 Madanapalle Institute of Technology & Sciences
 PO Box NO 14, Kadiri Road, Angattu
 MADANAPALLE 517 325 A P

MADANAPALLE INSTITUTE OF TECHNOLOGY & SCIENCE
(UGC - AUTONOMOUS)

Approved by AICTE, New Delhi & Affiliated to JNTUA, Ananthapuramu
Accredited by NBA & NAAC, Recognized under section 2(F) & 12 (B) of the UGC act 1956
An ISO 9001 - 2015 Certified Institution

DEPARTMENT OF MANAGEMENT STUDIES

**Analysis of Alumni Survey on Design and Review of Syllabus
(2018-2019)**

32 respondents took this survey

1. Have you pursued/been pursuing higher education?		
	Number of Respondents	Percent
Currently pursuing	0	0.00%
pursuing	0	0.00%
Will pursue	2	6.25%
Not interested	30	93.75%
Self Employed	0	0.00%

2. Is the utilization of knowledge in Finance, Marketing, HR and Operations given during post graduation of any use in meeting the difficulties at the work place?		
	Number of Respondents	Percent
To a great extent	9	28.12%
To a good extent	19	59.38%
To a moderate extent	4	12.50%
To a Little extent	0	0.00%
To a very little extent	0	0.00%




3. How useful were the additional tools/skills/training you have acquired to meet the current/future job requirements other than what you have learnt during your post graduate program ?		
	Number of Respondents	Percent
To a great extent	11	34.38%
To a good extent	16	50.00%
To a moderate extent	5	15.62%
To a Little extent	0	0.00%
To a very little extent	0	0.00%

4. Were the subjects and electives offered at the Program level accommodating to influence your career development/higher education?			
		Number of Respondents	Percent
To a great extent		10	31.25%
To a good extent		13	40.62%
To a moderate extent		9	28.12%
To a Little extent		0	0.00%
To a very little extent		0	0.00%

5. The MBA Programme have given me appealing preamble to work in multi-disciplinary and shared environment.			
		Number of Respondents	Percent
To a great extent		11	34.38%
To a good extent		16	50.00%
To a moderate extent		5	15.62%
To a Little extent		0	0.00%
To a very little extent		0	0.00%

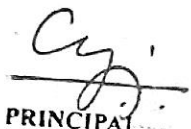
6. The MBA Programme have given me the necessary platform to engage in lifelong learning to update the technical & managerial skills and to solve management/research problems related to Business.			
		Number of Respondents	Percent
To a great extent		11	34.38%
To a good extent		15	46.88%
To a moderate extent		6	18.75%
To a Little extent		0	0.00%
To a very little extent		0	0.00%

7. What type of projects you handled/ handling after your post graduation?			
		Number of Respondents	Percent
Public Projects		1	3.12%
Large scale Projects		1	3.12%
Medium scale projects		1	3.12%
Small scale projects		17	53.12%
Innovative Projects		12	37.50%

8. With sufficient background, able to pursue higher education after graduating from MITS			
		Number of Respondents	Percent
Strongly Agree		12	37.50%
Agree		18	56.25%
Neutral		2	6.25%
Disagree		0	0.00%
Strongly Disagree		0	0.00%



HEAD
 Department of Management Studies
 Madanapalle Institute of Technology & Science
 Madanapalle - 517 325



PRINCIPAL
 Madanapalle Institute of Technology & Science
 PO Box NO 14, Kadiri Road, Angaliti
 MADANAPALLE 517 325 A.P.





MADANAPALLE INSTITUTE OF TECHNOLOGY & SCIENCE
(UGC - AUTONOMOUS)






Approved by AICTE, New Delhi & Affiliated to JNTUA, Ananthapuramu
Accredited by NBA & NAAC, Recognized under section 2(f) & 12 (B) of the UGC act 1956
An ISO 9001 - 2015 Certified Institution






DEPARTMENT OF MANAGEMENT STUDIES

**Analysis of Student Survey on Design and Review of Syllabus
(2018-2019)**

320 respondents took this survey.

1. The syllabus of each course was			Number of Respondents	Percent
			160	50.00%
More than adequate			121	37.81%
Adequate			21	6.56%
Inadequate			18	5.62%
Challenging			0	0.00%
Dull				

2. The depth of the course content is adequate in relation to the expected course outcomes (CO S)			Number of Respondents	Percent
			166	51.88%
Excellent			117	36.56%
Very Good			33	10.31%
Good			3	0.94%
Average			1	0.31%
Poor				






3. Opinion about library/textbooks/E-learning resources and facilities on the course			Number of Respondents	Percent
			163	50.94%
Exceptional			107	33.44%
More than adequate			46	14.38%
Adequate			2	0.62%
Inadequate			2	0.62%
Poor				






4. Knowledge/Skills acquired from theory/practical/project work to meet industry needs			
		Number of Respondents	Percent
Excellent		172	53.75%
Good		118	36.88%
Average		23	7.19%
Poor		6	1.88%
Very Poor		1	0.31%

5. Syllabus coverage with proper sequencing			
		Number of Respondents	Percent
90% to 100%		206	64.38%
80% to 90%		96	30.00%
70% to 80%		16	5.00%
Less than 70%		2	0.62%

6. Syllabus equipped with necessary technical & managerial skills to meet industrial challenges			
		Number of Respondents	Percent
Excellent		167	52.19%
Very Good		104	32.50%
Good		39	12.19%
Average		7	2.19%
Poor		3	0.94%

7. Relevance of course contents in the program of study			
		Number of Respondents	Percent
Excellent		165	51.56%
Good		127	39.69%
Average		20	6.25%
Poor		6	1.88%
Very Poor		2	0.62%

8. Process of internal & External Assessment			
		Number of Respondents	Percent
Excellent		177	55.31%
Good		104	32.50%
Satisfactory		34	10.62%
Poor		3	0.94%
Very Poor		2	0.62%

9. Provision for self learning/project based learning			
		Number of Respondents	Percent
Excellent		171	53.61%
Good		114	35.74%
Average		30	9.40%
Poor		2	0.63%
Very Poor		2	0.63%



HEAD
 Department of Management Studies
 Madanapalle Institute of Technology & Science
 Madanapalle - 517 325



PRINCIPAL
 Madanapalle Institute of Technology & Science
 Box NO 14, Kadiri Road, Anguluru
 MADANAPALLE 517 325 A II