

MADANAPALLE INSTITUTE OF TECHNOLOGY & SCIENCE
(UGC - AUTONOMOUS)

Approved by AICTE, New Delhi & Affiliated to JNTUA, Ananthapuram
Accredited by NBA & NAAC, Recognized under section 2(F) & 12 (B) of the UGC act 1956
An ISO 9001 - 2015 Certified Institution

DEPARTMENT OF MANAGEMENT STUDIES
Analysis of Alumni Survey on Design and Review of Syllabus
(2021-2022)

<https://www.quia.com/sv/1202309.html>

13 respondents took this survey

1. Have you pursued/been pursuing higher education?		
	Number of Respondents	Percent
Currently Pursuing	0	0.00%
Pursued	3	21.43%
Will Pursue	5	35.71%
Not interested	5	35.71%
Self Employed	1	7.14%

2. Is the utilization of knowledge in Finance, Marketing, HR and Operations given during post graduation of any use in meeting the difficulties at the work place ?		
	Number of Respondents	Percent
To a great extent	5	35.71%
To a good extent	7	50.00%
To a moderate extent	1	7.14%
To a little extent	1	7.14%
To a very little extent	0	0.00%

3. How useful were the additional tools/skills/training you have acquired to meet the current/future job requirements other than what you have learnt during your post graduate program ?		
	Number of Respondents	Percent
To a great extent	7	50.00%
To a good extent	6	42.86%
To a moderate extent	0	0.00%
To a little extent	1	7.14%
To a very little extent	0	0.00%

4. Were the subjects and electives offered at the Program level accommodating to influence your career development/higher education?		
	Number of Respondents	Percent
To a great extent	9	64.29%
To a good extent	3	21.43%
To a moderate extent	1	7.14%
To a little extent	1	7.14%
To a very little extent	0	0.00%

5. The MBA Programme have given me appealing preamble to work in multi-disciplinary and shared environment			
		Number of Respondents	Percent
To a great extent	████████████████████	9	64.29%
To a good extent	██████████	4	28.57%
To a moderate extent		0	0.00%
To a little extent		0	0.00%
To a very little extent	██	1	7.14%

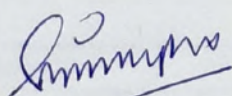
6. The MBA Programme have given me the necessary platform to engage in lifelong learning to update the technical & managerial skills and to solve management/research problems related to Business			
		Number of Respondents	Percent
To a great extent	██	12	85.71%
To a good extent	██	1	7.14%
To a moderate extent		0	0.00%
To a little extent		0	0.00%
To a very little extent	██	1	7.14%

7. What type of projects you handled/ handling after your post graduation?			
		Number of Respondents	Percent
Public projects		0	0.00%
Large scale projects	██████████	3	21.43%
Medium scale projects	████████████████████	5	35.71%
Small scale projects	██████████	3	21.43%
Innovative projects	██████████	3	21.43%


8. With sufficient background, able to pursue higher education after graduating from MITS			
		Number of Respondents	Percent
Strongly Agree	██	9	64.29%
Agree	██████████	5	35.71%
Neutral		0	0.00%
Disagree		0	0.00%
Strongly disagree		0	0.00%

9. Specify the additional training programmes/skills that need to be included in MITS curriculum		
	Number of Respondents	Percent
sir, In addition to Business Analytics course, if MITS MBA department includes SAP Basic course related to specializations either in 3rd or 4th semester it will be useful for the students to be aware about the basics before entering into the job market.	1	7.14%
Business communication practical more required	1	7.14%
courses related to software related and contemporary case studies	1	7.14%
Design curriculum with motive of start-ups	1	7.14%
Good enough	1	7.14%
Industry attractive syllabus need to design	1	7.14%
Industry related syllabus & SAP	1	7.14%
Industry relevant syllabus	1	7.14%
Introduce courses in analytics	1	7.14%
Introduce new courses like Analytics related	1	7.14%
More high-level placements	1	7.14%
Personal EDP training centers	1	7.14%
Reduce minor specializations syllabus	1	7.14%
SAP in their opted course, practical / professional knowledge that required after pursuing Post Graduation	1	7.14%
Total	14	100.00%

10. Willingness to participate in curriculum design & development, provide suggestion if any		
	Number of Respondents	Percent
Definitely	1	7.14%
Good enough	1	7.14%
i don't know now	1	7.14%
i will be	1	7.14%
If time permits am willing to participate sir.	1	7.14%
May be	2	14.29%
Maybe	2	14.29%
No	2	14.29%
yes	3	21.43%
Total	14	100.00%



HEAD
Department of Management Studies
Madanapalle Institute of Technology & Science
Madanapalle - 517 325



Principal
Madanapalle Institute of
Technology & Science
MADANAPALLE

MADANAPALLE INSTITUTE OF TECHNOLOGY & SCIENCE
(UGC - AUTONOMOUS)

Approved by AICTE, New Delhi & Affiliated to JNTUA, Ananthapuramu
Accredited by NBA & NAAC, Recognized under section 2(F) & 12 (B) of the UGC act 1956
An ISO 9001 – 2015 Certified Institution

DEPARTMENT OF MANAGEMENT STUDIES

**Analysis of Employer Survey on Design and Review of Syllabus
(2021-2022)**

<https://www.quia.com/sv/1203805.html>

9 respondents took this survey.

1. Level of understanding of the Management principles and application of the same in design/ analysis/problem solving			
		Number of Respondents	Percent
Excellent		3	33.33%
Good		6	66.67%
Average		0	0.00%
Poor		0	0.00%
Very Poor		0	0.00%

2. Willingness to learn new technology and adopt new ideas to meet the workplace challenges			
		Number of Respondents	Percent
Excellent		3	33.33%
Good		6	66.67%
Average		0	0.00%
Poor		0	0.00%
Very Poor		0	0.00%

3. Ability to work with a team			
		Number of Respondents	Percent
Excellent		1	11.11%
Good		6	66.67%
Average		2	22.22%
Poor		0	0.00%
Very Poor		0	0.00%

4. Verbal & Written communication skills			
		Number of Respondents	Percent
Excellent		0	0.00%
Good		5	55.56%
Average		4	44.44%
Poor		0	0.00%
Very Poor		0	0.00%

5. Ability to take independent decisions			
		Number of Respondents	Percent
Excellent		3	33.33%
Good		4	44.44%
Average		2	22.22%
Poor		0	0.00%
Very Poor		0	0.00%


6. Inclination towards needs of the society			
		Number of Respondents	Percent
Excellent		6	66.67%
Good		3	33.33%
Average		0	0.00%
Poor		0	0.00%
Very Poor		0	0.00%

7. Your overall satisfaction with the performance of our graduates			
		Number of Respondents	Percent
Excellent		1	11.11%
Good		8	88.89%
Average		0	0.00%
Poor		0	0.00%
Very Poor		0	0.00%


8. Respect for human values & Ethics		
	Number of Respondents	Percent
Excellent	2	22.22%
Good	7	77.78%
Average	0	0.00%
Poor	0	0.00%
Very Poor	0	0.00%

9. Leadership/Managerial Skills		
	Number of Respondents	Percent
Excellent	0	0.00%
Good	5	55.56%
Average	4	44.44%
Poor	0	0.00%
Very Poor	0	0.00%

10. Suggestions for Enrichment of Curriculum, if any		
	Number of Respondents	Percent
Analytical courses need to focus more on the benefit of students who are ready to require industry	1	11.11%
Case study discussion needs to improve and take them to real-time industrial visits	1	11.11%
Check the syllabus component and link each concept with one case study	1	11.11%
Courses related to data related need to introduce like SQL etc	1	11.11%
Finance-related subjects need to modify to current market requirements	1	11.11%
More focus is required on Business Communication to meet the present market condition	1	11.11%
New courses related to managing software jobs in the market	1	11.11%
Real-time case studies need to discuss with students	1	11.11%
syllabus components need to industry related and introduce a practical component	1	11.11%
Total	9	100.00%



HEAD
Department of Management Studies
Madanapalle Institute of Technology & Science
Madanapalle - 517 325



Principal
Madanapalle Institute of
Technology & Science
MADANAPALLE

MADANAPALLE INSTITUTE OF TECHNOLOGY & SCIENCE
(UGC - AUTONOMOUS)



Approved by AICTE, New Delhi & Affiliated to JNTUA, Ananthapuramu
Accredited by NBA & NAAC, Recognized under section 2(F) & 12 (B) of the UGC act 1956
An ISO 9001 - 2015 Certified Institution



DEPARTMENT OF MANAGEMENT STUDIES



**Analysis of Faculty Survey on Design and Review of Syllabus
(2021-2022)**

<https://www.quia.com/sv/1202470.html>




13 respondents took this survey.

1. The curriculum has been updated from time to time		Number of Respondents	Percent
Strongly Agree		12	92.31%
Agree		1	7.69%
Neutral		0	0.00%
Disagree		0	0.00%
Strongly Disagree		0	0.00%



2. The system followed by the college for the design and development of curriculum is effective		Number of Respondents	Percent
Strongly Agree		11	84.62%
Agree		2	15.38%
Neutral		0	0.00%
Disagree		0	0.00%
Strongly Disagree		0	0.00%

3. Employability skills are given weightage in curriculum design and development		Number of Respondents	Percent
Strongly Agree		9	69.23%
Agree		4	30.77%
Neutral		0	0.00%
Disagree		0	0.00%
Strongly Disagree		0	0.00%



4. Sufficient number of prescribed books are available in the library

		Number of Respondents	Percent
Strongly Agree		4	30.77%
Agree		8	61.54%
Neutral		1	7.69%
Disagree		0	0.00%
Strongly Disagree		0	0.00%



5. I have freedom to adopt modern ICT Tools & Techniques for effective course delivery




		Number of Respondents	Percent
Strongly Agree		7	53.85%
Agree		6	46.15%
Neutral		0	0.00%
Disagree		0	0.00%
Strongly Disagree		0	0.00%



6. The books prescribed/listed as reference materials are relevant, updated and appropriate

		Number of Respondents	Percent
Strongly Agree		6	46.15%
Agree		6	46.15%
Neutral		1	7.69%
Disagree		0	0.00%
Strongly Disagree		0	0.00%

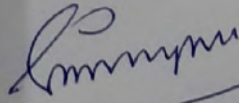
7. Board of studies is actively involving to ensure the relevance of the programme offered in the department

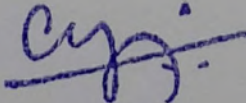
		Number of Respondents	Percent
Strongly Agree		5	38.46%
Agree		8	61.54%
Neutral		0	0.00%
Disagree		0	0.00%
Strongly Disagree		0	0.00%

8. Representation from industry in Boards of studies is helpful in designing and improving the syllabi based on latest technological evolution			
		Number of Respondents	Percent
Strongly Agree		6	46.15%
Agree		6	46.15%
Neutral		1	7.69%
Disagree		0	0.00%
Strongly Disagree		0	0.00%

9. I am given enough freedom to contribute my ideas on curriculum design and development			
		Number of Respondents	Percent
Strongly Agree		9	69.23%
Agree		4	30.77%
Neutral		0	0.00%
Disagree		0	0.00%
Strongly Disagree		0	0.00%

10. Comments on design & development of curriculum if any			
		Number of Respondents	Percent
Effective revision of syllabus from time to time.		1	7.69%
Excellent		2	15.38%
More industry institute interaction		1	7.69%
More practical component needs to add and reduce syllabus in the curriculum		1	7.69%
N/A		1	7.69%
No comments		3	23.08%
Practical knowledge is required		1	7.69%
Strong Efforts are made in designing curriculum		2	15.38%
Workshop must be conducted		1	7.69%
Total		13	100.00%


 HEAD
 Department of Management Studies
 Madanapalle Institute of Technology & Science
 Madanapalle - 517 325






 Principal
 Madanapalle Institute of
 Technology & Science
 MADANAPALLE






DEPARTMENT OF MANAGEMENT STUDIES






Analysis of Student Survey on Design and Review of Syllabus
(2021-2022)

<https://www.quia.com/sv/1202469.html>






141 respondents took this survey.

1. The syllabus of each course was		Number of Respondents	Percent
More than adequate		27	19.15%
Adequate		77	54.61%
Challenging		33	23.40%
Dull		4	2.84%






2. The depth of the course content is adequate in relation to the expected course outcomes (COs)		Number of Respondents	Percent
Excellent		40	28.37%
Good		61	43.26%
Average		26	18.44%
Poor		11	7.80%
Very Poor		3	2.13%

3. Opinion about library/textbooks/E-learning resources and facilities on the course		Number of Respondents	Percent
Exceptional		30	21.28%
More than adequate		45	31.91%
Adequate		50	35.46%
Inadequate		10	7.09%
Poor		6	4.26%






4. Knowledge/Skills acquired from theory/practical/project work to meet industry needs

		Number of Respondents	Percent
Excellent		34	24.11%
Good		58	41.13%
Average		39	27.66%
Poor		7	4.96%
Very Poor		3	2.13%






5. Syllabus equipped with necessary technical & managerial skills to meet industrial challenges






		Number of Respondents	Percent
Excellent		33	23.40%
Good		60	42.55%
Average		33	23.40%
Poor		11	7.80%
Very Poor		4	2.84%





6. Relevance of course contents in the program of study

		Number of Respondents	Percent
Excellent		35	24.82%
Good		68	48.23%
Average		26	18.44%
Poor		8	5.67%
Very Poor		4	2.84%


7. Process of internal & External Assessment

		Number of Respondents	Percent
Excellent		33	23.40%
Good		69	48.94%
Average		24	17.02%
Poor		9	6.38%
Very Poor		6	4.26%

8. Provision for self learning/project based learning		Number of Respondents	Percent
Excellent		38	26.95%
Good		68	48.23%
Average		26	18.44%
Poor		3	2.13%
Very Poor		6	4.26%

9. Syllabus coverage with proper sequencing		Number of Respondents	Percent
90% to 100%		56	39.72%
80% to 90%		67	47.52%
70% to 80%		14	9.93%
Less than 70%		4	2.84%


 HEAD
 Department of Management Studies
 Madanapalle Institute of Technology & Sci.
 Madanapalle - 517 325


 Principal
 Madanapalle Institute of
 Technology & Science
 MADANAPALLE