

[DCS HOME PAGE](#) |[Edit Profile](#) |[Change Password](#) |[Logout](#)

National Institutional Ranking Framework

Ministry of Human Resource Development

Government of India



(/dcs/NIRFIndia/Home)

[HOME \(HTTPS://WWW.NIRFINDIA.ORG/HOME\)](https://www.nirfindia.org/home)

[ABOUT NIRF \(HTTPS://WWW.NIRFINDIA.ORG/ABOUT\)](https://www.nirfindia.org/about)

[PARAMETERS \(HTTPS://WWW.NIRFINDIA.ORG/PARAMETER\)](https://www.nirfindia.org/parameter)

[DOCUMENTS \(HTTPS://WWW.NIRFINDIA.ORG/DOCUMENTS\)](https://www.nirfindia.org/documents)

[RANKING](#)

[FEEDBACK \(HTTPS://WWW.NIRFINDIA.ORG/FEEDBACK\)](https://www.nirfindia.org/feedback)

[CONTACT \(HTTPS://WWW.NIRFINDIA.ORG/CONTACT\)](https://www.nirfindia.org/contact)

Welcome to Data Capturing System: MANAGEMENT

Institute ID: IR17-MGMT-2-23467

Institute Name: Madanapalle Institute of Technology & Science

Full Report

Institute ID: IR17-MGMT-2-23467

Institute Name: Madanapalle Institute of Technology & Science

Sanctioned (Approved) Intake

Academic Year	2015-16	2014-15	2013-14	2012-13	2011-12
PG [2 Years Program(s)]	240	240	---	---	---

Academic Year	2015-16	2014-15	2013-14	2012-13	2011-12
Ph.D students enrolled	4	---	---	---	---

Total Actual Student Strength (Program(s) Offered by Your Institution)

(All programs of all years)	No. of Male Students	No. of Female Students	Total Students	Within State (Including male & female)	Outside State (Including male & female)	Outside Country (Including male & female)	Economically Backward (Including male & female)	Socially Challenged (SC+ST+OBC Including male & female)
PG	212	117	329	329	0	0	130	184
Ph.D	2	2	4	4	0	0	2	1

Placement & Higher Studies

PG [2 Years Program(s)]: Placement & higher studies for previous 3 years						
Academic Year	No. of first year students admitted in the year	Academic Year	No. of students graduating in minimum stipulated time	No. of students placed through campus placement	Median salary of placed graduates (Amount in Rs.)	No. of students selected for Higher Studies
(2012-13)	57	(2013-14)	51	46	220000(TWO LAKHS TWENTY THOUSAND)	0
(2013-14)	120	(2014-15)	84	67	240000(TWO LAKHS FORTY THOUSAND)	0
(2014-15)	168	(2015-16)	131	127	280000(TWO LAKHS EIGHTY THOUSAND)	0

Entrepreneurship

No. of sustained spin-off companies set up over the previous 5 years (2011-2016)(Companies started by the Students/Alumni/Faculty in the institutions business incubators):

Top University Admission Data

No. of graduating students from your institution who were admitted into Top University/Institution to pursue higher studies in the year 2015-16:

No. of PG students admitted into your institutions from Top Institution in the year 2015-16:

No. of Ph.D students admitted into your institutions from Top Institution in the year 2015-16:





Total No.of PG & Ph.D students admitted:

Ph.D Student Details

No. of Ph.D students graduated (including Integrated Ph.D)

2015-16	2014-15	2013-14
0	0	0

Faculty Details

#	Name	Age	Designation	Gender	Qualification	Experience (In Months)
 1	B Sreekanth	44	Assistant Professor	Male	MBA	85
 2	Dr C Ravi Kumar	37	Assistant Professor	Male	Ph.D	140
 3	Dr C V Krishna	36	Assistant Professor	Male	Ph.D	168
 4	Dr Chandrakanta Sahoo	40	Assistant Professor	Male	Ph.D	180

	#	Name	Age	Designation	Gender	Qualification	Experience (In Months)
+	5	Dr D Adinarayana	36	Assistant Professor	Male	Ph.D	96
+	6	Dr D Pradeep Kumar	49	Professor	Male	Ph.D	336
+	7	Dr G Somasekhar	32	Assistant Professor	Male	Ph.D	110
+	8	Dr K Srinivas	42	Assistant Professor	Male	Ph.D	240
+	9	Dr K V Geetha Devi	40	Assistant Professor	Male	Ph.D	144
+	10	Dr K V V Raju	47	Assistant Professor	Male	Ph.D	288
+	11	Dr Mohamed Mujahed Ali	34	Assistant Professor	Male	Ph.D	148
+	12	Dr N Gangisetty	41	Associate Professor	Male	Ph.D	231
+	13	Dr P Nagaraj	42	Assistant Professor	Male	Ph.D	180
+	14	Dr R Varadarajan	54	Associate Professor	Male	Ph.D	252
+	15	Dr R Varaprasd	36	Assistant Professor	Male	Ph.D	132
+	16	Dr Raghavendra Prasad	37	Assistant Professor	Male	Ph.D	132
+	17	Dr Ramprasad Rao	63	Dean / Principal / Director / Vice Chancellor	Male	Ph.D	442
+	18	Dr Sheik Ahmed Basha	31	Assistant Professor	Male	Ph.D	96
+	19	Dr Thulasi Krishna	38	Assistant Professor	Male	Ph.D	154
+	20	G SREENIVASULU	37	Assistant Professor	Male	MBA	114
+	21	J Sravya	24	Assistant Professor	Female	MBA	18
+	22	K Saritha	39	Assistant Professor	Female	Ph.D	193
+	23	M H DADAPEER	34	Assistant Professor	Male	MBA	132
+	24	Ms B Mahathi	25	Assistant Professor	Female	MBA	41

	#	Name	Age	Designation	Gender	Qualification	Experience (In Months)
+	25	Ms B Saritha	35	Assistant Professor	Female	MBA	19
+	26	Ms Meghala	51	Assistant Professor	Female	MBA	30
+	27	Ms R Kanimozhi	36	Assistant Professor	Female	MBA	144
+	28	N Ramesh Babu	35	Assistant Professor	Male	Ph.D	64
+	29	N Seshadri	38	Assistant Professor	Male	MBA	120
+	30	R Rajesh Arokyasamy	34	Assistant Professor	Male	MBA	96
+	31	R Santhosh Kumar	31	Assistant Professor	Male	MBA	102
+	32	S Ismail	26	Assistant Professor	Male	MBA	50
+	33	S J RaviKumar	39	Assistant Professor	Male	MBA	183
+	34	Sremmmant Basu	58	Professor	Male	Ph.D	314
+	35	V Karthikeyan	39	Assistant Professor	Male	MBA	212
+	36	Venkatesh Jangala	24	Assistant Professor	Male	MBA	15

Financial Resources: Utilised Amount for the Capital & Operational expenditure for previous 3 years

Financial Year	2015-16	2014-15	2013-14
	Utilised Amount	Utilised Amount	Utilised Amount
Annual Capital Expenditure on Academic Activities and Resources (excluding expenditure on buildings)			
Library	37877 (Thirty Seven Thousand Eight Hundred Seventy Seven)	40125 (Forty Thousand one hundred twenty five)	15073 (fifteen thousand seventy three)

Financial Year	2015-16	2014-15	2013-14
	Utilised Amount	Utilised Amount	Utilised Amount
New Equipment for Laboratories	1535300 (Fifteen Lakhs Thirtyfive Thousand Three Hundred)	0 (zero)	0 (zero)
Engineering Workshops	0 (zero)	0 (zero)	0 (zero)
Studios	0 (zero)	0 (zero)	0 (zero)
Other suitably identified academic activities	105711 (one lakh five thousand seven hundred elevel)	46808 (fortysix thousand eight hundred eight)	125116 (one lakh twentyfive thousand one hundred sixteen)
Annual Operational Expenditure			
Salaries (Teaching and Non Teaching staff)	19758494 (One Crore Ninety Seven Lacks Fifty Eight Thousand Four Hundred Ninety Four)	8872339 (eighty eight lakhs seventy two thousand three hundred thirty nine)	5201181 (fifty two lakhs one thousand one hundred eighty one)
Maintenance of Academic Infrastructure or consumables, other running expenditures, Seminars/Conferences/Workshops etc. (excluding maintenance of hostels and allied services)	69812 (sixty nine thousand eight hundred twelve)	323220 (three lakhs twentythree thousand two hundred twenty)	884883 (eight lakhs eighty four thousand eight hundred eighty three)

Women Diversity

No. of women members in senior administrative positions, such as Head of Departments, Dean or Institute Heads in previous academic year (2015-16):

IPR

Calendar Year	2015	2014	2013
---------------	------	------	------

Calendar Year	2015	2014	2013
No. of Patents Filed	0	0	0
No. of Patents Published	0	0	0
No. of Patents Granted	0	0	0
No. of Patents Licensed	0	0	0

Did your institution transferred atleast one technology in the previous three years?:

Financial Year	2015-16	2014-15	2013-14
Earning From Patents (Amount in Rupees)	0	0	0
Enter Amount in Words	zero	zero	zero

Sponsored Research Details

Financial Year	2015-16	2014-15	2013-14
Total no. of Sponsored Projects	1	1	2
Total no. of Funding Agencies	1	1	1
Total Amount Received (Amount in Rupees)	60000	120000	450000
Amount Received in Words	sixty thousand	one lakh twenty thousand	four lakh fifty thousand

Consultancy Project Details

Financial Year	2015-16	2014-15	2013-14
Total no. of Consultancy Projects	1	0	0
Total no. of Client Organizations	1	0	0

Financial Year	2015-16	2014-15	2013-14
Total Amount Received (Amount in Rupees)	800000	0	0
Amount Received in Words	Eight Lakhs	zero	zero

Executive Development Program

Financial Year	2015-16	2014-15	2013-14
Total no. of Executive Development Programs	0	0	0
Total no. of Participants	0	0	0
Total Annual Earnings (Amount in Rupees)	0	0	0
Total Annual Earnings in Words	zero	zero	zero

Facilities for PCS: Facilities of physically challenged students

1. Do your institution buildings have Lifts/Ramps?	Yes, in some of the buildings
2. Do your institution have provision for walking aids, including wheelchairs and transportation from one building to another for handicapped students?	Yes, in some of the buildings
3. Do your institution buildings have specially designed toilets for handicapped students?	Yes, in some of the buildings