



**MADANAPALLE INSTITUTE OF TECHNOLOGY AND SCIENCE  
A UNIT OF RATAKONDA RANGA REDDY EDUCATION ACADEMY  
ANGALLU, MADANAPALLE  
INCOME AND EXPENDITURE ACCOUNT FOR THE YEAR 2018-19**

EXPENDITURE	2018-19	INCOME	2018-19
<b>EXPENDITURES</b>		<b>INCOMES</b>	
Administration expenses		<b>FEE COLLECTIONS</b>	
<b>DEPARTMENTAL EXPENSES</b>	17,29,844	B.Tech Fee Collection	37,47,67,392
Depreciation on Assets	1,92,16,970	Diploma Fee Collection	2,319
Salaries & Wages	34,63,12,762	MBA Fee collection	2,49,95,155
Vehicle Maintenance	1,25,28,434	MCA Fee collection	96,40,007
College Operating Expenses	70,92,828	M.Tech Fee Collection	1,35,37,313
Communication and Correspondence	59,90,484	P.hd. Fee Collection	3,53,750
Finance Charges	1,03,480		
JNTU Fee and other payments	8,30,310	<b>OTHER COLLECTIONS</b>	
Membership and other Fee	5,77,420	NBA Fees	1,19,57,910
National Festivals, Events and Celebrations	38,02,168	Registration Fees	8,91,675
Power and Fuel	36,68,902	Special Fees	2,81,62,067
Printing Stationery and Consumables	17,97,818		
Professional Charges and Consultancy	35,55,724	<b>OTHER INCOME</b>	
Promotion and Publicity Expenses	66,17,471	Interest income	70,94,605
Rent, Rates and Taxes	10,55,858	Misellneous income	12,82,226
Repairs and Maintenance	62,27,206	Transport charges from staff	15,54,250
Research and Development Expenses	6,58,070	LOP of staff	42,30,326
Social Service Activities	7,85,411	Other Income	30,34,183
Staff and Students welfare Expenses	63,95,807	Consultancy Income	9,27,657
Training and Placement Expenses	24,55,939		
Travel Boarding and Lodging	44,98,432		
<b>Excess of Income over Expenditure</b>	<b>4,65,29,494</b>		
<b>TOTAL</b>	<b>48,24,30,834</b>	<b>TOTAL</b>	<b>48,24,30,834</b>



  
 Secretary & Correspondent  
 R.R.R. Education Academy  
 MADANAPALLE-517 325

For P.S. CHAITANYA & Co.  
 Chartered Accountants  
 Firm Regn. No. 003545 S  
  
 P.S. CHAITANYA, Proprietor  
 Membership No. 002245

**MADANAPALLE INSTITUTE OF TECHNOLOGY AND SCIENCE**  
**A UNIT OF RATAKONDA RANGA REDDY EDUCATION ACADEMY**  
**ANGALLU, MADANAPALLE**  
**BALANCE SHEET AS AT 31.03.2019**

LIABILITIES		2018-19	ASSETS		2018-19
<b>SECURED LOANS</b>			<b>FIXED ASSETS</b>		
OD With HDFC Bank	1,31,71,801	<b>1,31,71,801</b>	Opening Balance	7,76,58,377	
			Additions during the year	2,66,25,854	
			Total	<b>10,42,84,231</b>	
			Less: Depreciation	1,92,16,970	
			Net WDV of Fixed Assets		8,50,67,260
<b>CURRENT LIABILITIES</b>			<b>CURRENT ASSETS</b>		
Current Liabilities	10,68,67,757		R.R.R Educational Academy	12,18,37,063	
Provisions for Staff Salaries	7,61,11,719		Advances to Others	1,69,80,459	
Provision for Arrear Staff Salary	12,14,97,461		Advances to Staff	69,44,138	
Provisions for Expenses	7,37,840		Deposits with Banks	4,91,05,926	
Outstanding Bills payable	30,21,832		Deposits with others	8,17,910	
			Other Recoverables	4,37,47,095	
Sub Total		<b>30,82,36,609</b>	Sub Total		23,94,32,591
			<b>Cash and Bank Balances</b>		
			Cash on hand	2,72,608	
			Cash at Banks	13,35,948	
			Sub Total		16,08,556
			<b>Grant Accounts</b>		
R&D Grants Received			Ind. Bk. FD No. 6369935283	-	
Opening Balance	82,83,587		Ind. Bk. FD No. 6369937111	23,81,569	
Add: Grants Received	1,40,02,691		Ind. Bk. CA No. 6178349863	1,97,141	
Add: Interest on FD's of R&D	3,31,504		TDS on FD's Interest	1,14,151	
Add: Surplus from Activities	9,27,657		SBI Cons A/c.35426987390	6,35,378	
Add: contribution from college	1,68,539		R & D Assets	4,60,820	
	<b>2,37,13,978</b>		Sweep A/c with indian bank	92,49,379	<b>1,30,38,438</b>
Less: Grants Spent	1,06,75,542	<b>1,30,38,436</b>			
			<b>TEQIP Account</b>		
TEQIP Account			TEQIP SBH SB 62214158215	15,49,807	
Opening Balance	11,08,903		TEQIP Petty cash	-	
Add: Receipts during year	1,04,19,161		TEQIP Corpus Fund	7,522	
	<b>1,15,28,064</b>		TEQIP Faculty development Fu	8,031	
Less: Payments during year	95,90,046	<b>19,38,018</b>	TEQIP Equip. repl. Fund	672	
			TEQIP Maintenance Fund	7,893	
			TDS on FD's Interest	3,64,093	<b>19,38,018</b>
			<b>APSSDC GRANT</b>		
APSSDC GRANT			<b>MITSDI CENTRE</b>		
OPENING BALANCE			A/C NO. 37891033979	1,64,942	<b>1,64,942</b>
Add: Receipts during year	2,11,382				
	2,11,382				
Less: Payments during year	46,440	<b>1,64,942</b>			
			<b>Examination Section</b>		
Examination Section			Indian Bank CA 6302916868	2,47,036	
Opening Balance	1,16,77,637		SBI CA 34840635862	5,90,669	
Add: Receipts during year	36,49,441		SBI SB 11544968380	69,481	<b>9,07,186</b>
	1,53,27,078				
Less: Payments during year	97,19,892	<b>56,07,186</b>			
			<b>TOTAL</b>		<b>34,21,56,992</b>
<b>TOTAL</b>		<b>34,21,56,992</b>			



Secretary & Correspondent  
**R.R.R. Educational Academy**  
**MADANAPALLE - 517 325**

For P.S. CHAITANYA & CO.  
Chartered Accountants  
Firm Reg. No. 0006458  
P.S. CHAITANYA Promotor  
Member Reg. No. 0006458



**MADANAPALLE INSTITUTE OF TECHNOLOGY & SCIENCE**  
ANGALLU, MADANAPALLE

**FIXED ASSETS SCHEDULE FOR THE YEAR ENDED 31.03.2019**

DESCRIPTION OF ASSET	Opening Balance	Additions during year		Total	DEP %	Depreciation	Closing Balance
		1st Half	2nd Half				
<b>Furniture &amp; Fittings</b>							
Aluminium Partitions	24,96,576		6,00,555	30,97,131	10%	2,79,685	28,17,446
Brass vinayaka idol	2,05,000			2,05,000	0%	-	2,05,000
Drawing Boards	48,878			48,878	10%	4,888	43,990
Electric Cabling	9,97,572	1,05,362	22,98,610	34,01,544	10%	2,25,224	31,76,320
Electric Fans	7,52,770	54,142		8,06,912	10%	80,691	7,26,221
Electrical Fittings	36,02,126			36,02,126	10%	3,60,213	32,41,914
Fax Machine	18,219			18,219	10%	1,822	16,397
Fire Extinguisher	14,35,279	6,47,838	3,22,300	24,05,417	10%	2,24,427	21,80,991
Furniture	96,01,682	7,47,391	9,51,429	1,13,00,502	10%	10,82,479	1,02,18,023
Glass Chalk Boards	3,80,087			3,80,087	10%	38,009	3,42,079
Godrej Safe	29,793			29,793	10%	2,979	26,814
Intercom System	2,06,416			2,06,416	10%	20,642	1,85,775
Library Furniture	5,98,256		4,68,791	10,67,047	10%	83,265	9,83,782
Plastic moulded chairs	5,40,293			5,40,293	10%	54,029	4,86,263
Racks & Pannels	10,565			10,565	10%	1,057	9,509
Sanitary Vending Machine	1,12,156			1,12,156	10%	11,216	1,00,940
Stabilizer	9,719			9,719	10%	972	8,748
Storewells	8,941			8,941	10%	894	8,047
Tools & Equipment	31,518			31,518	10%	3,152	28,366
Two Tier cots	6,65,786			6,65,786	10%	66,579	5,99,207
Vacum Cleaner	8,775			8,775	10%	878	7,898
Water Cooler	8,24,728	1,34,800		9,59,528	10%	95,953	8,63,575
Water Tank	1,18,027			1,18,027	10%	11,803	1,06,225
<b>SUB TOTAL</b>	<b>2,27,03,164</b>	<b>16,89,533</b>	<b>46,41,685</b>	<b>2,90,34,382</b>		<b>26,50,854</b>	<b>2,63,83,528</b>



*(Handwritten signature)*

Secretary & Correspondent  
R.R.R. Educational Academy  
MADANAPALLE - 517 325

# MADANAPALLE INSTITUTE OF TECHNOLOGY & SCIENCE


ANGALLU, MADANAPALLE

## FIXED ASSETS SCHEDULE FOR THE YEAR ENDED 31.03.2019

DESCRIPTION OF ASSET	Opening Balance	Additions during year		Total	DEP %	Depreciation	Closing Balance
		1st Half	2nd Half				
<b>PLANT, MACHINERY &amp; VEHICLES</b>							
12.5 HP Pumpset for Borewell	2,14,760			2,14,760	15%	32,214	1,82,546
Air Conditioners	52,94,086	4,04,100	1,13,440	58,11,626	15%	8,63,236	49,48,390
Bio Metric Systems	11,37,652		-	11,37,652	15%	1,70,648	9,67,004
Bio Technology Lab Equipment	2,42,280		-	2,42,280	15%	36,342	2,05,938
Builder Hoist& Trolley	65,696		-	65,696	15%	9,854	55,841
Boiler	28,338		-	28,338	15%	4,251	24,088
CC TV Cameras	13,56,038		1,62,950	15,18,988	15%	2,15,627	13,03,361
Chemistry Lab Equipment	6,34,704		2,82,004	9,16,708	15%	1,16,356	8,00,352
Civil Lab Equipment	56,93,982	5,39,882	2,76,205	65,10,069	15%	9,55,795	55,54,274
CSE Lab Equipment	19,52,570		-	19,52,570	15%	2,92,885	16,59,684
Counting Machine	8,837		-	8,837	15%	1,326	7,512
Digital Library	2,61,458		-	2,61,458	15%	39,219	2,22,240
ECE Lab Equipment	30,43,556	1,22,794	-	31,66,350	15%	4,74,952	26,91,397
EEE Lab Equipment	10,30,299		2,15,714	12,46,013	15%	1,70,723	10,75,290
LCD Projector	37,72,043		-	37,72,043	15%	5,65,807	32,06,237
Generator -1	10,810		-	10,810	15%	1,621	9,188
Generator -2	3,48,071		-	3,48,071	15%	52,211	2,95,860
Generators	11,69,775		-	11,69,775	15%	1,75,466	9,94,308
Generator - [ welding ]	28,658		-	28,658	15%	4,299	24,359
Gym Material	3,36,944		71,000	4,07,944	15%	55,867	3,52,077
Gestetner	5,832		-	5,832	15%	875	4,957
Honda Shine Bike	38,445		-	38,445	15%	5,767	32,678
Hero DLX bike	54,261		-	54,261	15%	8,139	46,121
Internet Equipment	81,788		1,09,549	1,91,337	15%	20,484	1,70,853
Kitchen Material	11,00,692		-	11,00,692	15%	1,65,104	9,35,588
Mechanical Lab Equipment	18,55,043		-	18,55,043	15%	2,78,256	15,76,786
Mechanical Lab SW Purchase	1,35,774		-	1,35,774	15%	20,366	1,15,408
Mobiles & Accessories	12,30,550	2,08,374	4,94,503	19,33,427	15%	2,52,926	16,80,501
Networking Equipment	28,92,017		18,06,564	46,98,581	15%	5,69,295	41,29,286
Office Equipment	2,51,777		27,684	2,79,461	15%	39,843	2,39,618
Physics Lab Equipment	8,03,853		4,06,260	12,10,113	15%	1,51,047	10,59,065
Solar Power Plant	56,81,596		-	56,81,596	15%	8,52,239.41	48,29,357
Solar Water heaters	57,800		-	57,800	15%	8,670	49,130
Sound Systems	6,56,509		-	6,56,509	15%	98,476	5,58,032
Suzuki Access- 125 Bike	28,720		-	28,720	15%	4,308	24,412
TVS Star City Bike	7,554		-	7,554	15%	1,133	6,421
Television	1,30,478	2,69,988	-	4,00,466	15%	60,070	3,40,396
UPS & Batteries	32,69,685	5,56,720	3,83,250	42,09,655	15%	6,02,704	36,06,950
Workshop material	73,400		50,550	1,23,950	15%	14,801	1,09,148
Xerox Machine	3,30,844		-	3,30,844	15%	49,627	2,81,217
<b>SUB TOTAL</b>	<b>4,53,17,175</b>	<b>21,01,858</b>	<b>43,99,673</b>	<b>5,18,18,706</b>		<b>74,42,830</b>	<b>4,43,75,875</b>

DESCRIPTION OF ASSET	Opening Balance	Additions during year		Total	DEP %	Depreciation	Closing Balance
		1st Half	2nd Half				
<b>COMPUTERS &amp; SOFTWARE</b>							
Computers	42,42,439	1,24,26,890	66,000	1,67,35,329	40%	66,80,931	1,00,54,397
Compuer Lab Equipment	19,16,497		3,31,855	22,48,352	40%	8,32,970	14,15,382
Library Books	8,34,983		-	8,34,983	40%	3,33,993	5,00,990
Software Account	26,44,120	1,20,360	8,48,000	36,12,480	40%	12,75,392	23,37,088
<b>SUB TOTAL</b>	<b>96,38,038</b>	<b>1,25,47,250</b>	<b>12,45,855</b>	<b>2,34,31,143</b>		<b>91,23,286</b>	<b>1,43,07,857</b>
<b>GRAND TOTAL</b>	<b>7,76,58,377</b>	<b>1,63,38,641</b>	<b>1,02,87,213</b>	<b>10,42,84,231</b>		<b>1,92,16,970</b>	<b>8,50,67,260</b>



  
 Secretary & Correspondent  
 R.R.K. Educational Society  
 MADANAPALLE - 751 025



**RATAKONDA RANGA REDDY EDUCATION ACADEMY  
ANGALLU, MADANAPALLE  
INCOME AND EXPENDITURE ACCOUNT FOR THE YEAR 2018-19**

EXPENDITURE	2017-18	INCOME	2017-18
<b>EXPENDITURES</b>		<b>INCOMES</b>	
Depreciation on Fixed Assets	2,32,81,939	Surplus from MITS	4,56,01,837
Finance Charges for Vehicles	20,73,940	Interest on SB Account	24,497
Bank charges			
Loss on sale of vehicles	2,32,534		
Excess of Income over Expenditure	2,00,37,921		
<b>TOTAL</b>	<b>4,56,26,334</b>	<b>TOTAL</b>	<b>4,56,26,334</b>



*[Handwritten Signature]*

For P.S. CHAITANYA & Co.,  
Chartered Accountants  
Firm Regn. No. 000645 S

P.S. CHAITANYA, Proprietor  
Membership No. 022345

**Secretary & Correspondent  
R.R.R. Educational Academy  
MADANAPALLE - 517 325**

**RATAKONDA RANGA REDDY EDUCATION ACADEMY  
ANGALLU, MADANAPALLE  
BALANCE SHEET AS AT 31.03.2019**

LIABILITIES		2017-18	ASSETS		2017-18
<b>CAPITAL FUND ACCOUNT</b>			<b>FIXED ASSETS</b>		
CORPUS FUND	92,14,500		Opening Balance	19,78,18,752	
<b>GENERAL FUND ACCOUNT</b>			Additions during the year	3,66,83,951	
Opening Balance	4,57,51,393		Total	23,45,02,703	
Add: Current year surplus	2,00,37,921		Less: Depreciation	2,32,81,939	
Closing Balance	6,57,89,314		Less: Sold during Year	2,158	
SETTLORS ACCOUNT	7,812	<b>7,50,11,626</b>	Net WDV of Fixed Assets		<b>21,12,18,606</b>
<b>SECURED LOANS</b>			<b>CURRENT ASSETS</b>		
<b>BANK loans on Vehicles</b>			Finance Charges on	=	
Indigo Car - AP03BJ6679	94,710		Vehicle Loans - Unadjusted		
Innova Car - AP03BJ7399	2,25,218		Fortuner Car-AP03BC3699	1,22,875	
Nissan Micra - AP03BQ4788	1,52,176		Indigo Car - AP03BJ6679	3,454	
Duster - AP03BQ4599	3,65,436		Innova Car - AP03BJ7399	7,857	
Honda City - KN03NB4599	9,07,008		Nissan Micra - AP03BQ4788	5,553	
Innova Car - AP03BW0799	3,46,194		Honda City - KN03NB4599	2,15,863	
New Bus No. AP03TE7238	6,64,088		Innova Car - AP03BW0799	26,561	
New Bus No. AP03TE7240	6,64,088		New Bus No. AP03TE7238	49,518	
New Bus No. AP03TE7241	6,64,088		New Bus No. AP03TE7240	49,518	
New Bus No. AP03TE7242	6,64,088		New Bus No. AP03TE7241	49,518	
New Bus No. AP03TE7243	6,64,088		BUS NO. AP03TK2889	3,53,206	
BUS NO. AP03TK2889	23,30,160		BUS NO. AP03TK3499	3,53,206	
BUS NO. AP03TK3499	23,30,160		BUS NO. AP03TK3555	3,53,206	
BUS NO. AP03TK3555	23,30,160		New Bus No. AP03TE7242	49,519	
Swift - AP03BQ5799	3,04,532		New Bus No. AP03TE7243	49,519	
Tractor - AP03TE2779	-		Duster - AP03BQ4599	28,037	
Vij bank loan on AP03CC4545	9,58,649		Swift - AP03BQ5799	24,529	
Vij bank loan on AP03CC0369	9,58,649		Tractor - AP03TE2779	-	<b>17,41,939</b>
Vij bank loan on AP03BW9459	13,12,464		Loans & Advances	-	1,20,000
Vij bank loan on AP03BW9549	6,11,334		Old Campus Deposit Receivable		15,00,000
Vij bank loan on AP03BW9599	9,58,649				
Vij bank loan on New Fortuner	24,99,330				
Sub Total		<b>2,00,05,269</b>			
<b>CURRENT LIABILITIES</b>					
Madanapalle Institute of Technology & Science a/c		12,18,37,063	TDS for 2017-18		4,43,527
			TCS for 2017-18		1,05,882
			TDS for 2015-16		67,705
			TDS for 2016-17		2,56,079
			TCS for 2016-17		1,13,824
			TDS for 2018-19		9,18,053
			TCS for 2018-19		74,412
			<b>Cash at Bank</b>		
			Vijaya Bank , Madanapalle		
			S.B. A/c : 406501010005036		2,93,931
<b>TOTAL</b>		<b>21,68,53,958</b>	<b>TOTAL</b>		<b>21,68,53,958</b>



x *[Signature]*

Secretary & Correspondent  
R.R.R. Education Society, Madanapalle

For P.S. CHAITANYA & Co.,  
Chartered Accountants  
Firm Regn. No. 000545 S  
P.S. CHAITANYA, Proprietor  
Membership No. 022345



# RRR EDUCATIONAL ACADEMY

ANGALLU, MADANAPALLE

## FIXED ASSETS SCHEDULE FOR THE YEAR ENDED 31.03.2019

DESCRIPTION OF ASSET	Opening Balance	Additions during year		Total	DEP %	Depreciation	Closing Balance
		1st Half	2nd Half				
<b>LAND</b>							
LAND AT ANGALLU	65,49,376			65,49,376			
LAND AT NIMMANAPALLE	4,85,150			4,85,150			65,49,376
LAND AT RISHIVALLEY	26,61,718			26,61,718			4,85,150
LAND	3,62,130			3,62,130			26,61,718
GARDENING & DEVELOPMENT	19,92,355			19,92,355			3,62,130
<b>SUB TOTAL</b>	<b>1,20,50,729</b>			<b>1,20,50,729</b>			<b>1,20,50,729</b>
<b>BUILDINGS</b>							
COLLEGE BUILDINGS	15,06,49,347	1,02,05,020	2,04,28,155	18,12,82,522	10%	1,71,06,844	16,41,75,678
<b>SUB TOTAL</b>	<b>15,06,49,347</b>	<b>1,02,05,020</b>	<b>2,04,28,155</b>	<b>18,12,82,522</b>	<b>0</b>	<b>1,71,06,844</b>	<b>16,41,75,678</b>
<b>VEHICLES</b>							
Toyota Innova car No. AP03CC0369	14,30,001			14,30,001	15%	2,14,500	12,15,501
Toyota Innova car No. AP03CC4545	14,29,800			14,29,800	15%	2,14,470	12,15,330
Toyota Innova car No. AP03BW9459	16,03,504			16,03,504	15%	2,40,526	13,62,978
Toyota Innova car No. AP03BW9549	14,81,321			14,81,321	15%	2,22,198	12,59,122
Toyota Innova car No. AP03BW9599	14,81,321			14,81,321	15%	2,22,198	12,59,122
Toyota Fortuner	33,48,709			33,48,709	15%	5,02,306	28,46,403
Ashok Leyland Bus No.AP03TE7238	17,83,285			17,83,285	15%	2,67,493	15,15,793
Ashok Leyland Bus No. AP03TE7240	17,83,285			17,83,285	15%	2,67,493	15,15,793
Ashok Leyland Bus No. AP03TE7241	17,83,285			17,83,285	15%	2,67,493	15,15,793
Ashok Leyland Bus No. AP03TE7242	17,83,285			17,83,285	15%	2,67,493	15,15,793
Ashok Leyland Bus No. AP03TE7243	17,83,285			17,83,285	15%	2,67,493	15,15,793
ASHOK LEYLAND BUS-AP03TC9179	9,36,740			9,36,740	15%	1,40,511	7,96,229
ASHOK LEYLAND BUS - AP03TC9289	9,36,740			9,36,740	15%	1,40,511	7,96,229
ASHOK LEYLAND BUS-AP03TC9855	9,36,740			9,36,740	15%	1,40,511	7,96,229
ASHOK LEYLAND BUS -AP03TC9945	9,36,740			9,36,740	15%	1,40,511	7,96,229
ASHOK LEYLAND BUS -AP03TC9936	9,36,740			9,36,740	15%	1,40,511	7,96,229
ASHOK LEYLAND-KA04F0115	1,46,708	(1,46,708)		(0)	15%	(0)	(0)
ASHOK LEYLAND - KAD4F0192	1,48,432	(1,48,432)		(0)	15%	(0)	(0)
ASHOK LEYLAND-KAD7F0840	1,35,236	(1,35,236)		0	15%	0	0
BOLERO JEEP- AP03H3499	68,430			68,430	15%	10,265	58,166
CEMENT CONCRETE MIXER	10,469			10,469	15%	1,570	8,899
FORD ENDEAVOUR-AP03AE4599	3,92,784			3,92,784	15%	58,918	3,33,867
Ford Icon Car-AP03AE7799	1,21,598			1,21,598	15%	18,240	1,03,358
FORTUNER -AP03AQ4599	5,35,448			5,35,448	15%	80,317	4,55,130
Furtuner - AP03BC3699	10,94,465			10,94,465	15%	1,64,170	9,30,296
HERO HONDA SLENDER-KA01Y3499	5,525			5,525	15%	829	4,696
Honda City KN03NB4599	12,60,385			12,60,385	15%	1,89,058	10,71,327
INDIGO VEHICLE -AP03BJ6679	4,08,282			4,08,282	15%	61,242	3,47,040
INNOVA CAR -AP03AE0799	2,59,705			2,59,705	15%	38,956	2,20,749
INNOVA CAR - AP03AE3499	2,02,852			2,02,852	15%	30,428	1,72,424
INNOVA VEHICLE - AP03BJ7399	10,27,946			10,27,946	15%	1,54,192	8,73,754
Maruthi Ertiga. AP03BW4599	8,06,870			8,06,870	15%	1,21,030	6,85,839
Maruthi Omni - AP03BC6097	1,51,435			1,51,435	15%	22,715	1,28,720
Maruthi Van - AP03BC6101	1,58,925			1,58,925	15%	23,839	1,35,086
Nissan Micra AP03 BQ 4788	5,58,978			5,58,978	15%	83,847	4,75,131
Renault Duster AP03BQ4599	7,72,647			7,72,647	15%	1,15,897	6,56,750
Swaraj Mazda-AP03U7991	97,123			97,123	15%	14,568	82,554
Swaraj Mazda-AP03U7993	97,123			97,123	15%	14,568	82,554
Swift DZire AP03BQ5799	6,31,297			6,31,297	15%	94,694	5,36,602
Toyota Innova AP03BW0799	11,65,522			11,65,522	15%	1,74,828	9,90,694
TRACTOR-AP03H7929	40,510			40,510	15%	6,076	34,433
Tractor AP03TE2779	4,32,766			4,32,766	15%	64,915	3,67,851
TRACTOR TRAILER-AP03H7930	10,277			10,277	15%	1,542	8,736
TVS XL SUPER-AP03H0591	2,158	(2,158)		(0)	15%	(0)	(0)
BUS NO. AP03TK2889		21,60,384		21,60,384	15%	3,24,058	18,36,326
BUS NO. AP03TK3499		21,60,384		21,60,384	15%	3,24,058	18,36,326
BUS NO. AP03TK3555		21,60,384		21,60,384	15%	3,24,058	18,36,326
<b>SUB TOTAL</b>	<b>3,51,18,676</b>	<b>60,48,618</b>		<b>4,11,67,294</b>		<b>61,75,094</b>	<b>3,49,92,200</b>
<b>GRAND TOTAL</b>	<b>19,78,18,752</b>	<b>1,62,53,638</b>	<b>2,04,28,155</b>	<b>23,45,00,545</b>		<b>2,32,81,939</b>	<b>21,12,18,606</b>



*M. Manoj*  
M. Manoj  
MADANAPALLE